Wonder 3

Teacher's Resource Book



Richmond

Index

Contents	Page
Language worksheets	5
Skills worksheets	27
• Reading	29
• Writing	39
• Listening	49
• Speaking	61
Phonics worksheets	69
Tests	81
• Diagnostic tests	83
• Unit tests	85
• End of term tests	117
• End of year test	123

Dear teacher,

From all the Richmond team we'd like to transmit our hope that this Teacher's Resource Book helps you and your students make the most of the **Wonder 3** project. You will find the following areas inside, each containing worksheets, their corresponding answer key and where appropriate, the audio transcript. They are designed to cover all the possible needs, queries or difficulties your students may have.

Language:
The worksheets for this section focus on the new vocabulary and structures presented. To help with the diversity in your class we have provided these at two levels: consolidation and extension. Consolidation worksheets reflect the general level of the class. They provide students with additional material for extra practice, while extension worksheets are for students who require more challenging material.

Skills:
This section is divided into the four main areas of language acquisition: reading, writing, listening and speaking. You will find a variety of exercises that while focusing on a particular skill, continue to practise the vocabulary and structures covered in each unit. You will find this section particularly useful if you are preparing your students for the Young Learners exams.

Phonics:
These worksheets are designed to provide extra practice for the initial sounds presented in lessons 6 and 7 of the Student Book.

Tests:
You will find four types of tests: a general diagnostic test, unit, term, and end-of year tests. This format allows you to choose the most appropriate time to gauge the level of your students' understanding and assimilation of new language. All the tests are intended to be fun, but thorough. They include work on the four basic skills and, as in the Language worksheets, include two different levels of the same unit content to meet the needs of all your students.
Don't forget that you also have the option of creating and adapting your own tests for the class in the activity generator supplied with the teacher's resource material.

Warm wishes,

The Richmond Editorial Team

Richmond Photocopiable © Santillana Educación, S.L.

Language
worksheets

Richmond

Name: _____ Class: _____

1 Complete the speech bubbles.

Nana, guess which is my best friend, Lilly.

1 Has she got dark hair?
2 Has she _____ long hair?
3 ____ she _____ glasses?

1 Yes, she _____.
2 No, she _____.
3 Yes, she _____.

It's number _____.

2 Look at Activity 1 and use the words to complete the sentences.

surprised angry happy scared sad happy

1 Number 1 is _____.
2 Number 2 is _____.
3 Number 3 is _____.
4 Number 4 is _____.
5 Number 5 is _____.
6 Number 6 is _____.

Richmond Photocopiable © Santillana Educación, S.L.

Name: _____ **Class:** _____

1 Label the pictures.

glasses	shorts	T-shirt	braces
short curly hair	long black hair	short blond hair	short black hair

2 Look at Activity 1 and circle *T* (true) or *F* (false). Then, write the correct sentences.

1	Number 1 is sad.	T	(F)	Number 1 is happy.
2	Number 2 is scared.	T	F	_____
3	Number 3 is angry.	T	F	_____
4	Number 4 is happy.	T	F	_____
5	Number 5 is surprised.	T	F	_____
6	Number 6 is sad.	T	F	_____

Richmond Photocopiable © Santillana Educación, S.L.

Name: _____ Class: _____

1 Colour the key. Then, classify the words.

Key: Sweet | Sour | Salty

biscuits
crisps
chocolate
ice cream
vinegar
cheese
cake
peanut butter
olives
lemon
jam

2 Read and number the picture sequence.

This is how I make my favourite sandwich.

1 First, I spread peanut butter on the bread.
2 Next, I put some cheese on the bread.
3 Then, I add some jam.
4 Next, I put olives on the jam.
5 Then, I put the bread on top.

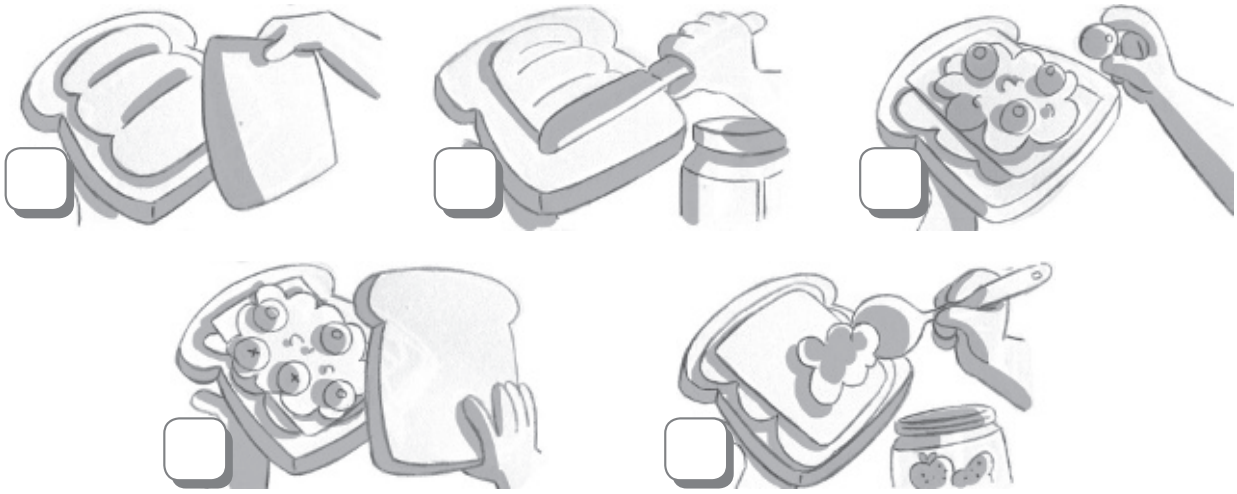

Richmond Photocopiable © Santillana Educación, S.L.

Name: _____ Class: _____

1 Use the words to complete the speech bubbles.

ice cream salty love favourite vinegar olives cake ~~sour~~ chips sweet

I like salty and ___sour___ food. I _____ fish and _____ with salt and _____.

I love _____ food. My _____ food is chocolate. I love _____ and _____.

I like _____ food. I like crisps and _____.

2 Read and tick (✓) the food.

Kate chooses the menu for her birthday party. She explains what she wants on the telephone.

I want cheese sandwiches, please, with crisps, not olives. And some peanut butter sandwiches too. I want biscuits with jam, I don't like cheese biscuits. For pudding, I want a chocolate cake... and chocolate ice cream please... . Oh, and lemon ice cream too! Thank you!

Party Menu

Sandwiches:
- cheese ☐
- peanut butter ☐
- jam ☐

Biscuits:
- cheese ☐
- chocolate ☐
- jam ☐
- salty ☐

Snacks:
- olives ☐
- crisps ☐

Pudding:
- lemon ice cream ☐
- chocolate ice cream ☐
- lemon cake ☐
- chocolate cake ☐

Richmond Photocopiable © Santillana Educación, S.L.

Name: _____ Class: _____

1 Write the correct words.

sledging | skiing | is making | are skating | throwing



1 This girl _____ a snowman.

2 These boys are _____ snowballs.

3 This boy is _____.

4 These children _____.

5 These children are _____.

2 Look at the pictures and answer the question.



What are these children not wearing?

1 Charlotte isn't wearing a hat.

2 Linda _____.

3 Paul _____.

4 Michael _____.

Richmond Photocopiable © Santillana Educación, S.L.

Name: _____ Class: _____

1 Write the correct words.



1 This girl _____ a snowman.

2 These boys are _____ snowballs.

3 This boy is _____.

4 These children _____.

5 These children are _____.

2 Complete the sentences. Then, answer the questions.

1 Karen _____ sledging down the mountain with her brother, Richard.

2 Peter _____ skating with his father. They _____ holding hands.

3 Christie _____ making a snowman. Her friend Lucy _____ helping.

1 What is Karen's brother doing?

He is sledging down the mountain.

2 What is Peter's father doing?

_____

3 What are Lucy and Christie doing?

_____

Richmond Photocopiable © Santillana Educación, S.L.

Name: _____ Class: _____

1 Read and write the words.



Ms Smith, the music teacher, is looking for the instruments. Where are they?

1 The tambourine is _____ a cushion.
2 The piano is _____ the teacher.
3 The drum is _____ the cupboard.
4 The triangle is _____ a cushion.
5 The guitar is _____ the desk.
6 The recorder is _____ the cupboard.

2 Label the picture. Then colour.

leotard red nose clown costume tambourine ballet shoes guitar juggling ball

Richmond Photocopiable © Santillana Educación, S.L.

Name: _____ **Class:** _____

1 Complete the speech bubbles. Then, look at the picture and answer the questions.



1 Diana's tambourine is _____ a cushion.

2 Nick's _____ the teacher.

3 _____ the cupboard.

4 _____ a cushion, _____ the floor.

2 Read and complete the dialogue.

Dad is working at his office tonight. He calls his house and speaks to his daughter, Lisa.

Hello?

Hello Lisa, it's Dad.

Hi Dad. Where are you?

I'm at the office. I'm working tonight. How are you?

_____ hungry! Mum _____ _____ (cook) dinner.

And how's Tom?

_____ sleepy. He _____ _____ (watch) TV.

And Tony?

_____ angry, he _____ _____ (do) his homework.

Richmond Photocopiable © Santillana Educación, S.L.

Name: _____ Class: _____

1 Look at the picture and complete the dialogue.

Anny: Hello! Are there _____ chickens on your farm?

Kevin: Yes. They are in the ___yard___.

Anny: And are there _____ cows or sheep?

Kevin: Yes. There are cows and sheep in the _____.

Anny: And are there any horses on your farm?

Kevin: Yes. There are four horses in the _____.

Anny: Are there any more animals on your farm?

Kevin: Yes, there are two _____, and there _____ one _____.

2 Complete the speech bubbles.

I'm Jenny. I _____ the chickens and I _____ the eggs.

I'm Robert. I _____ the stables and I _____ the horses.

I'm Simon. I _____ the _____.

I'm Rusty. I move the _____.

Richmond Photocopiable © Santillana Educación, S.L.

Name: _____ Class: _____

1 Complete the table. Then, write sentences.

	honey	milk	yoghurt	butter	cheese	eggs	wool
1 cows		✓					
2 bees							
3 chickens							
4 sheep							

1 We get milk from cows. We make yoghurt from cow's milk.

2 _____

3 _____

4 _____

2 Look at the pictures and complete the sentences.

1 Hi, my name's Robert. I work on the _____.

I collect the _____ and I feed the

_____.

2 Hello, I'm Jenny. I work in the _____.

I _____ them and I ride the

_____.

3 Hello, I'm Rusty. I work in the _____.

I help the _____. I move the

_____.

Richmond Photocopiable © Santillana Educación, S.L.

Name: _____ Class: _____

1 Match the clocks with the times.



a half past three

b a quarter to three

c a quarter past three

d a quarter to four

e three o'clock

2 Read and write *open* or *closed*.

It is in the morning.

The bank opens at a quarter to eight.	The shoe shop opens at nine o'clock.
The hairdresser's opens at half past nine.	The chemist's opens at a quarter to nine.
The baker's opens at half past six.	The restaurant opens at a quarter to ten.



Richmond Photocopiable © Santillana Educación, S.L.

Name: _____ Class: _____

1 Read and draw the times.

My party starts at three o'clock.

At a quarter past three we play games.

At a quarter past four we have tea.

At a quarter to five we have the cake.

My party finishes at half past five.

2 Read and underline the time. Then, write the time and number the picture sequence.

Carla's class goes to London for the day. They catch the bus at a quarter past eight. They arrive at the Tower of London at half past nine. At a quarter to one they have lunch. After lunch, they go to the British Museum. They arrive at the museum at a quarter past two. They spend two hours in the museum. At a quarter past four they catch the bus back to school. They arrive at school at half past five.



Richmond Photocopiable © Santillana Educación, S.L.

Unit 7 Consolidation

Name: _____ Class: _____

1 Match the words with the pictures. Then, look at the key and circle the pictures.

a club	b hat	c broomstick	d wand
e cape	f beard	g dress	h crown

witch = green
princess = yellow
wizard = blue
giant = red

2 Match the halves.

1 The wizard needs a wand...
2 Sleeping Beauty needs a crown...
3 The witch needs a broomstick...
4 The giant needs a club...
5 Snow White doesn't need a broomstick...
6 Cinderella needs a beautiful dress...
7 The dwarves don't need a castle...

a because they live in a house in the forest.
b because she is not a witch.
c because he does magic.
d because she wants to go to the party.
e because she is a princess.
f because he wants to scare people.
g because she wants to fly.

Richmond Photocopiable © Santillana Educación, S.L.

Name: _____ Class: _____

1 Find the seven differences in the pictures. Then write.

1 In picture 1 the witch has got a broomstick, but in picture 2 she has got a magic wand.

2 In picture 1 _____, but in picture 2 _____.

3 In picture 1 _____, but in picture 2 _____.

4 In picture 1 _____, but in picture 2 _____.

2 Use the words to complete the sentences.

needs can doesn't need can't

1 The wizard _____ a wand, because he does magic.

2 Snow White _____ a broomstick, because she is not a witch.

3 The giant _____ a club to scare people with.

4 Cinderella _____ do magic because she is not a witch.

5 Peter Pan _____ fly.

6 The witch _____ a broomstick because she wants to fly.

7 Snow White _____ fly, but she _____ sing.

Richmond Photocopiable © Santillana Educación, S.L.

Name: _____ Class: _____

1 Look at the picture. Then, read and number the words.

rock pool 1

pebbles

shells

crab

bucket

spade

swimsuit

sandcastle

towel



2 Complete the table.

	surfing	snorkelling	collecting shells	making sandcastles
snorkel		✓		
wetsuit				
swimsuit/trunks				
goggles				
flippers				
bucket	✗			
spade				
surfboard				

Richmond Photocopiable © Santillana Educación, S.L.

Name: _____ Class: _____

1 Match the sentences with the pictures. Then, colour the flags.

1 Don't snorkel near the square blue flag.

2 Don't surf near the square green flag.

3 Swim near the square yellow flag.

4 Don't swim near the square red flag.

5 Surf near the red triangle flag.

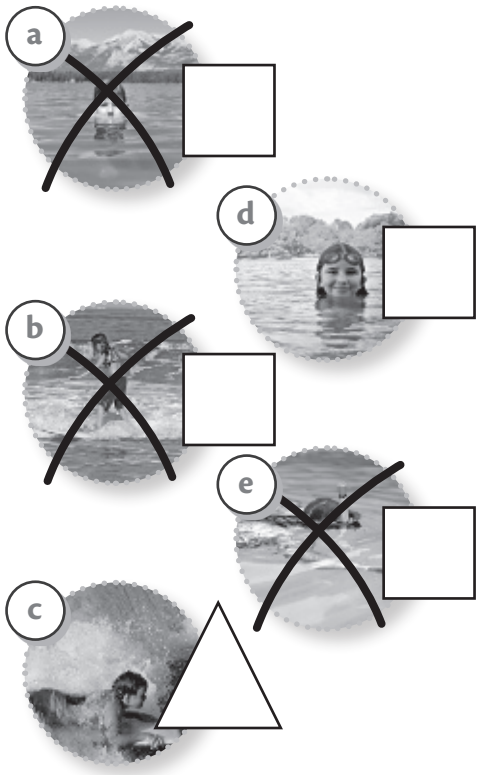

2 Read and complete the table.

Hi, I'm Adam. My family goes to the beach every year, but I don't like it because I don't like the water! I never go swimming, surfing or snorkelling. I like playing in the sand and making sandcastles with my sisters, and sometimes we collect shells and crabs in the rock pools.

Hello, I'm Michelle. I love going to the beach with my family. We like to play on the sand. I like making sandcastles and collecting shells. I also like swimming, but I don't know how to surf or snorkel.

Adam					
Michelle					

Richmond Photocopiable © Santillana Educación, S.L.

Skills
worksheets

Richmond

Name: _____ Class: _____

1 Look at the pictures. Then, read and complete the sentences.

1 I've got short, curly hair and two big eyes. I've got a small mouth and a big nose. I'm wearing a T-shirt and shorts. My name is _____.

2 I've got long, curly hair and three small eyes. I've got a big mouth and a big nose. I'm wearing a shirt and trousers. My name is _____.

3 I've got long, straight hair and a big eye. I've got a big mouth and a small nose. I'm wearing a dress. My name is _____.

2 Read and tick (✓) the correct pictures.

1 He's happy.

4 She's sad.

2 He's scared.

5 She's angry.

3 He's surprised.

Richmond Photocopiable © Santillana Educación, S.L.

Name: _____ Class: _____

1 Colour the key. Then, read and match.

Key

- Sour
- Sweet
- Salty

jam
cheese
lemon
vinegar
olives
biscuits
crisps
cake
ice cream

1

2

3

4

5

6

7

8

9

2 Read and circle *T* (true) or *F* (false).

I'm Jackie. I love cake, it tastes sweet. I think it's delicious. I like olives and crisps, they are salty. I don't like vinegar, it tastes sour. My favourite food is ice cream.

1	Jackie doesn't like cake.	T	F
2	Cake tastes sweet.	T	F
3	She likes olives and crisps.	T	F
4	Olives taste sour.	T	F
5	She loves vinegar.	T	F
6	Vinegar tastes sour.	T	F

Richmond Photocopiable © Santillana Educación, S.L.

Name: _____ Class: _____

1 Read and number the pictures.

1 They're making a snowman.
2 She's skiing.
3 He's sledging.
4 She's skating.
5 They're playing ice hockey.
6 They're throwing snowballs.

2 Read and circle the correct words. Then, number the picture sequence.

Jake is **making a snowman** / **sledging** . Emily and Sarah are **playing ice hockey** / **throwing snowballs** . Emily and Sarah are talking to Jake . Emily is putting some **gloves** / **boots** on the snowman. Jake is putting **an anorak** / **a hat** on the snowman. Emily is putting **a nose** / **eyes** on the snowman. Sarah is putting **a mouth** / **eyes** on the snowman. Jake is putting **a mouth** / **ears** on the snowman.



Richmond Photocopiable © Santillana Educación, S.L.

Name: _____ Class: _____

1 Read and match the pictures with the correct place.

1 The ballet shoes are under the table.
2 The leotard is on the chair.
3 The guitar is behind the chair.
4 The juggling balls are on the table.
5 The red nose is in the bag.
6 The princess costume is under the table.



2 Look at the pictures and match the halves.

He's sleepy and...

He's sad and...

He's angry and...

He's late and...

He's scared and...

He's hungry and...

he's playing the violin.
he's hiding from a monster.
he's watching TV.
he's eating spaghetti.
he's doing his homework.
he's running to school.

Richmond Photocopiable © Santillana Educación, S.L.

Name: _____ Class: _____

1 Look at the table. Then, read and complete the sentences.

	John	Mary	Jane	Tom
	✓	✗	✓	✗
	✗	✓	✓	✓
	✓	✓	✓	✗
	✗	✓	✗	✓
	✓	✗	✗	✓

1 On the farm I feed the chickens, I clean the stables and I collect the eggs.
My name is _____.

2 On the farm I milk the cows, I feed the chickens and I clean the stables.
My name is _____.

3 On the farm I feed the chickens, I collect the eggs and I move the sheep.
My name is _____.

4 On the farm I milk the cows, I clean the stables and I move the sheep.
My name is _____.

2 Read and circle *T* (true) or *F* (false).

1 There are two horses in the stable. T F

2 There is a cow in the field. T F

3 There are two dogs in the yard. T F

4 There are three chickens in the yard. T F

5 There is a donkey in the stable. T F

6 There are five sheep in the field. T F

Richmond Photocopiable © Santillana Educación, S.L.

Name: _____ Class: _____

1 Read and label the pictures.

The baker's opens at a quarter past six and closes at a quarter past four.
The chemist's opens at a quarter past seven and closes at a quarter to eleven.
The shoe shop opens at a quarter to ten and closes at a quarter past six.
The bank opens at a quarter to nine and closes at half past two.
The restaurant opens at half past twelve and closes at half past ten.
The supermarket opens at half past eight and closes at ten o'clock.

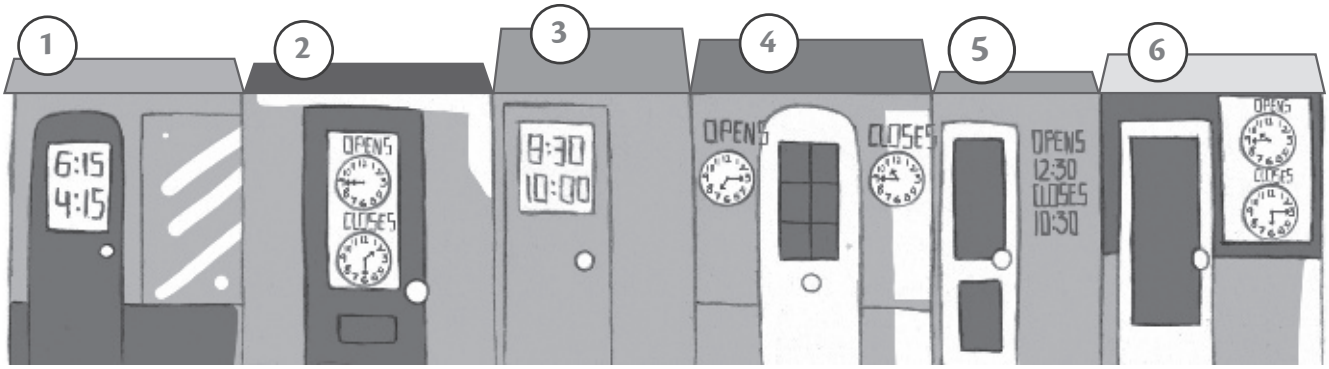

1 _____ 4 _____

2 _____ 5 _____

3 _____ 6 _____

2 Read and colour the picture.

1 The green line starts at Castle Square and goes to Beach Town.
2 The blue line starts at Theatre Place and goes to Fun Park.
3 The red line starts at City Farm and goes to High Street.
4 The yellow line starts at Wonder Town and goes to Food Square.

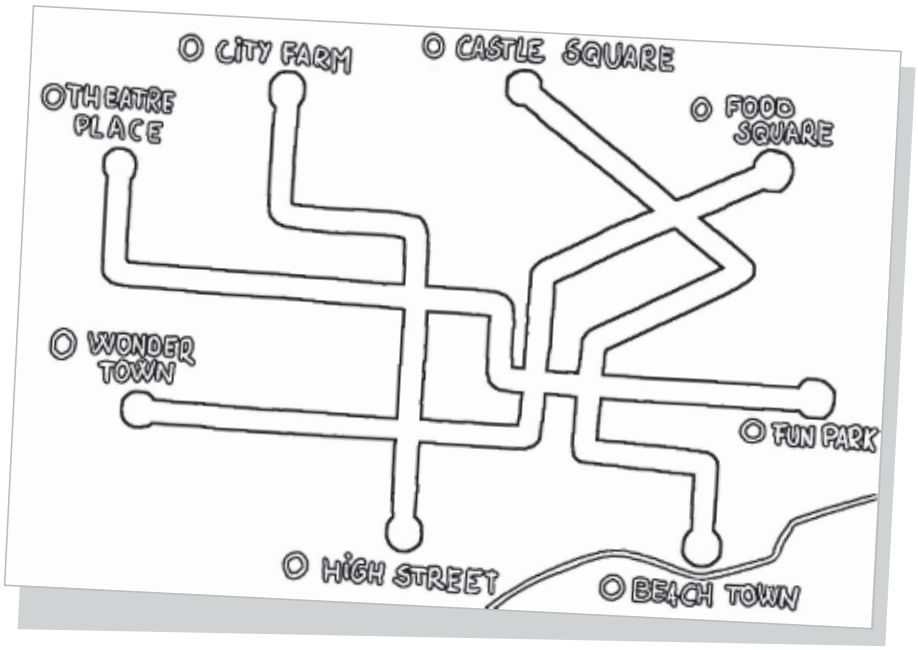

Richmond Photocopiable © Santillana Educación, S.L.

Name: _____ Class: _____

1 Look at the pictures. Then, read and complete the sentences.

giant | fairy | witch | dwarf | wizard

1 He's got a beard and he needs a wand. He doesn't need a broomstick.
He's a _____.

2 She's got a black hat and she needs a broomstick. She doesn't need a crown.
She's a _____.

3 He lives in the forest and he needs a club. He doesn't need a dress.
He's a _____.

4 He lives in a small house in the forest and he hasn't got a beard. He doesn't need a wand.
He's a _____.

5 She lives in the forest and she needs a small wand. She hasn't got a beard.
She's a _____.

2 Read and circle *T* (true) or *F* (false).

A beautiful princess lives in a big castle. The princess is scared of the witch. The witch lives in the forest. One day the princess sees the witch in the forest and the witch transforms the princess into a frog.The princess is very sad. Three dwarves see the frog and take it home. The dwarves and the frog live together. One day a wizard sees the frog and transforms the frog into the princess again.
The princess is happy now and the dwarves are very surprised.The king is happy and gives the dwarves some gold coins for helping the princess. The wizard is angry with the witch and transforms **her** into a frog!

1 The princess lives in the forest. T F
2 The witch is a good witch. T F
3 The wizard helps the princess. T F
4 The princess is happy to be a frog. T F
5 The king is happy with the dwarves. T F
6 The witch transforms the wizard into a frog. T F

Richmond Photocopiable © Santillana Educación, S.L.

Name: _____ Class: _____

1 Read and match the sentences with the pictures.

1 I like swimming.
I don't like snorkelling. ☐

2 I like making sandcastles.
I don't like swimming. ☐

3 I like collecting shells.
I don't like surfing. ☐

4 I like snorkelling.
I don't like water-skiing. ☐

a

b

c

d

2 Read and write the names.

I'm Joe. I like making sandcastles. For a perfect beach holiday I need a bucket and spade.
I'm Grace. I like surfing. For a perfect beach holiday I need a surfboard and a wetsuit.
I'm Tim. I like snorkelling. For a perfect beach holiday I need a snorkel and flippers.
I'm Mary. I like swimming. For a perfect beach holiday I need a swimsuit and goggles.

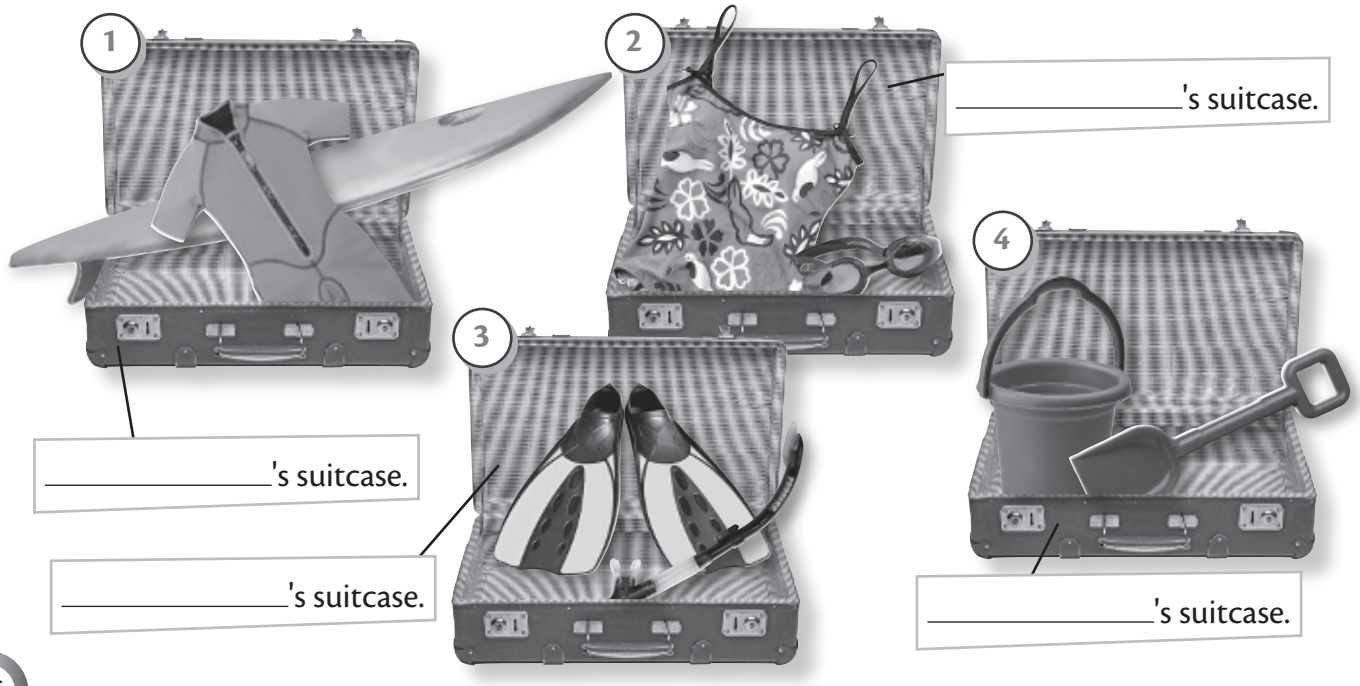

Richmond Photocopiable © Santillana Educación, S.L.

Name: _____ Class: _____

1 Look at the picture. Then, use the words to complete the sentences.



short / **long** / **curly** / **straight** hair
big / **small** nose
big / **small** mouth

trousers shirt
skirt T-shirt
shorts dress
glasses

1 Bill has got short curly hair, a small nose and a big mouth. He's wearing trousers and a shirt.

2 Megan has got _____.

3 Chris _____.

4 Susie _____.

2 Cross out and write the correct words.

1 She is ~~sad~~ surprised.

2 He is surprised _____.

3 She is scared _____.

4 He is angry _____.

5 She is happy _____.

Richmond Photocopiable © Santillana Educación, S.L.

Name: _____ Class: _____

1 **Classify the words in the table.**

Sweet	Sour	Salty
_____	_____	_____
_____	_____	_____
_____	_____	_____
_____	_____	_____



2 **Read about Tim. Then, write about you.**

I'm Tim. I love chocolate biscuits, I think they are delicious. I like cheese, peanut butter and ice cream. I don't like vinegar, it tastes horrible.

I'm _____. I love _____,
I think _____. I like _____
_____. I don't _____
_____.

Richmond Photocopiable © Santillana Educación, S.L.

Name: _____ Class: _____

1 Look at the pictures and answer the questions.



1 Is Derek playing ice hockey? No, he isn't. He's skiing.

2 Is Ellen throwing snowballs? No, she isn't. She's _____.

3 Is George skiing? _____

4 Are Sally and Mark making a snowman? No, they aren't. They're _____.

5 Are David and Anna skating? _____

6 Are Steven and Johnny sledging? _____

2 Label the picture.

goggles anorak helmet gloves boots

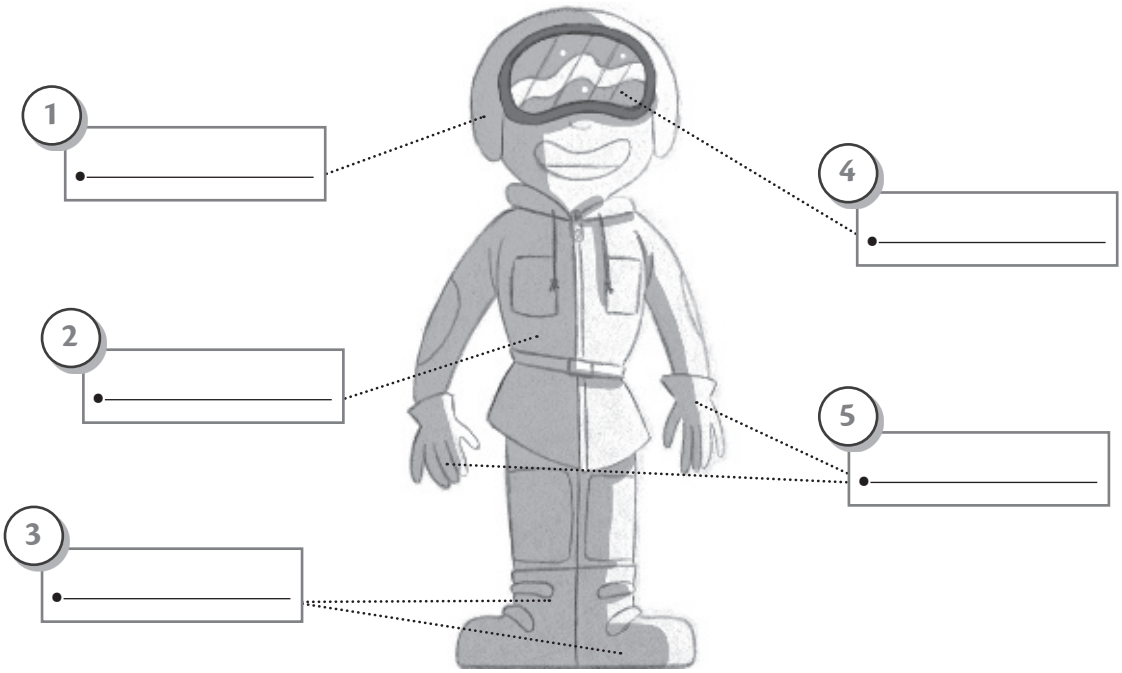

Richmond Photocopiable © Santillana Educación, S.L.

Name: _____ Class: _____

1 Look at the picture and answer the questions.

on
in
under
behind

1 Where's the red nose? It's under the chair.

2 Where are the juggling balls? They're _____.

3 Where's the leotard? _____

4 Where's the script? _____

5 Where are the ballet shoes? _____

6 Where's the score? _____

2 Look at the pictures and write about Max.



Max can play the _____

_____ but he can't play the _____

_____.

Richmond Photocopiable © Santillana Educación, S.L.

Name: _____ Class: _____

1 Label the pictures.

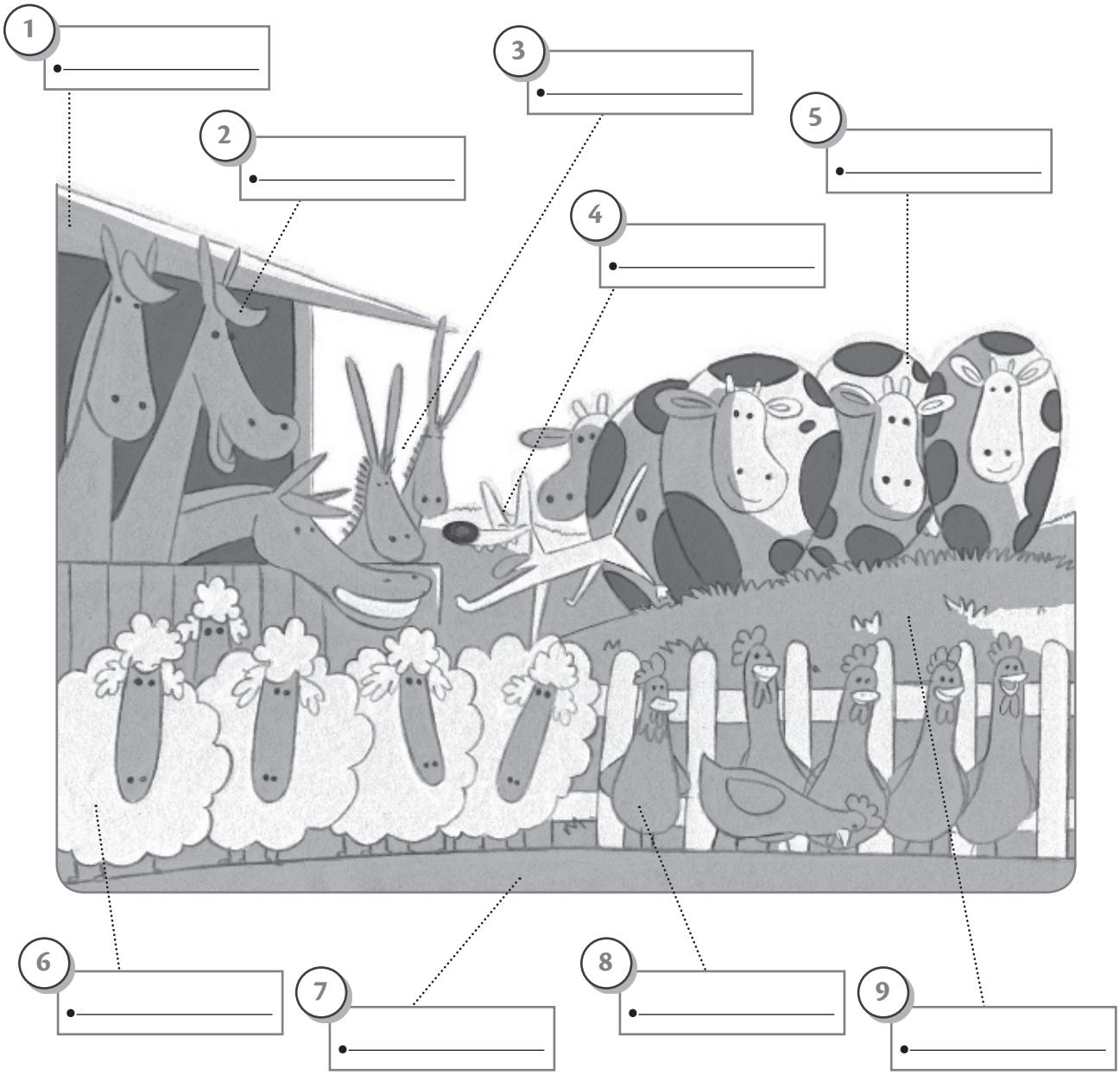

2 Look at Activity 1 and write questions and answers.

1 How many cows are there on the farm? There are four.

2 How many sheep _____ ? There _____.

3 _____

4 _____

5 _____

6 _____

Richmond Photocopiable © Santillana Educación, S.L.

Name: _____ Class: _____

1 Unscramble the words.

1

uperskmaret

_____

2

estraurnat

_____

3

eoshposh

_____

4

kabr'se

_____

5

'schistem

_____

6

aknb

_____

2 Look at the table. Then, write sentences.

Opens	8.30	7.00	11.45	8.00	7.30	9.30
Closes	9.30	4.15	10.15	6.45	3.15	8.00

1 The shoe shop opens at half past eight. It closes at half past nine.

2 _____

3 _____

4 _____

5 _____

6 _____

Richmond Photocopiable © Santillana Educación, S.L.

Name: _____ **Class:** _____

1 Look at the pictures and complete the story.

A beautiful princess lives in a big _____ with the king and queen. She likes going to parties and she always wears a gold _____ .

A horrible witch sees the gold _____ . One night the witch flies into the princess's bedroom on her _____ and steals the gold _____ .

The princess is very _____ and her parents are very _____ .

A friendly _____ sees how sad the princess is and goes to visit the witch.

The giant has got a magic _____ . The witch is scared of the _____ . She returns the _____ .

The king, the queen and the princess are very happy and the princess gives the _____ a big _____ , his favourite food!

2 Look at Activity 1 and write about the story, use *because*.

...the witch returns the crown.
...the giant has got a magic club.
...the princess gives him a big chocolate cake.
...she has lost her crown.

1 The princess is sad because _____.
2 The witch is scared _____.
3 The princess, the king and the queen are happy _____.
4 The giant is surprised _____.

Richmond Photocopiable © Santillana Educación, S.L.

Name: _____ Class: _____

1 Complete the crossword.



2 Look at Activity 1 and write about you.

I like snorkelling. I don't like collecting shells.

Richmond Photocopiable © Santillana Educación, S.L.

Name: _____ Class: _____

1 2 **Listen and number the pictures. Then, listen again and match.**



Lucas Emma Alex Gina and Hannah

2 3 **Listen and circle the correct words. Then draw.**

1 He's **happy / scared.** 2 She's **angry / scared.** 3 He's **sad / surprised.**

4 She's **angry / happy.** 5 He's **sad / surprised.**

1 2 3

4 5

Richmond Photocopiable © Santillana Educación, S.L.

Name: _____ Class: _____

1 6 **Look at the key. Then, listen and draw.**

Key love / like ☺ don't like ☹

2 7 **Listen and draw.**

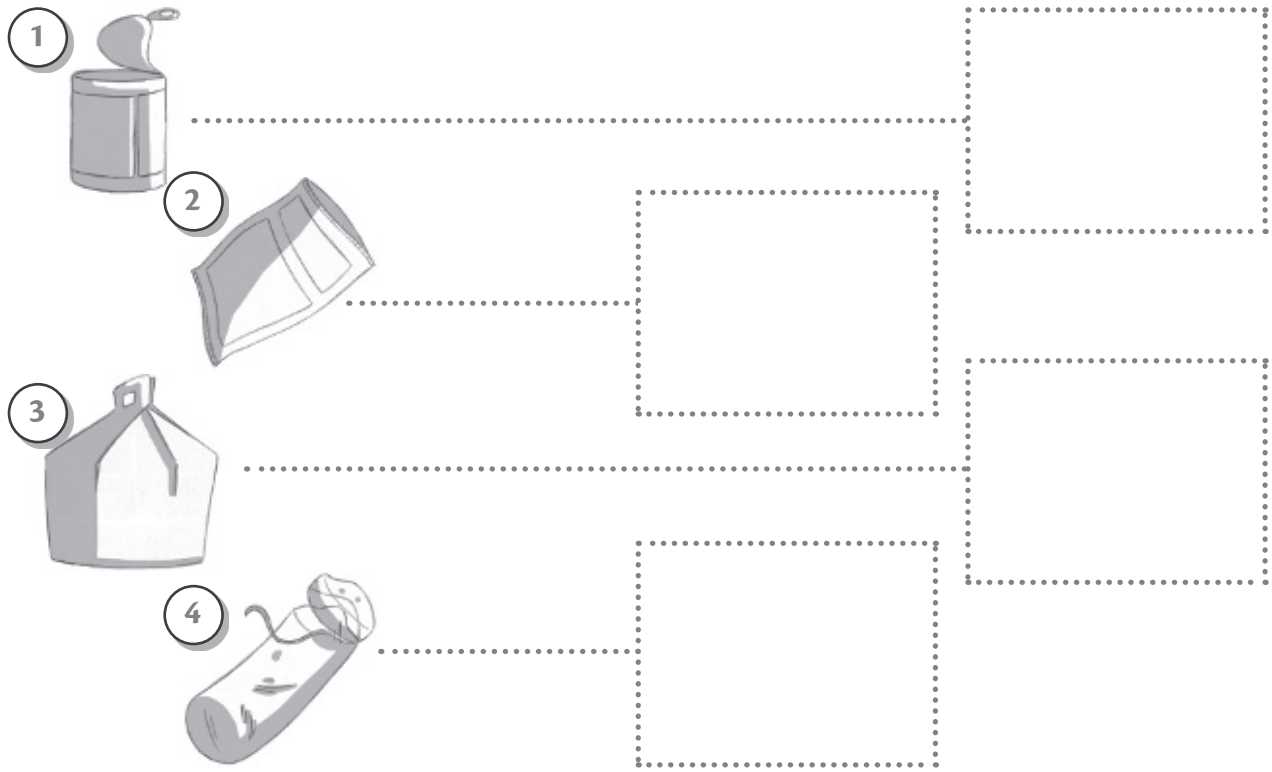

Richmond Photocopiable © Santillana Educación, S.L.

Name: _____ Class: _____

1 10 **Listen and tick (✓) or cross (✗) the pictures.**



2 11 **Listen and match the pictures.**

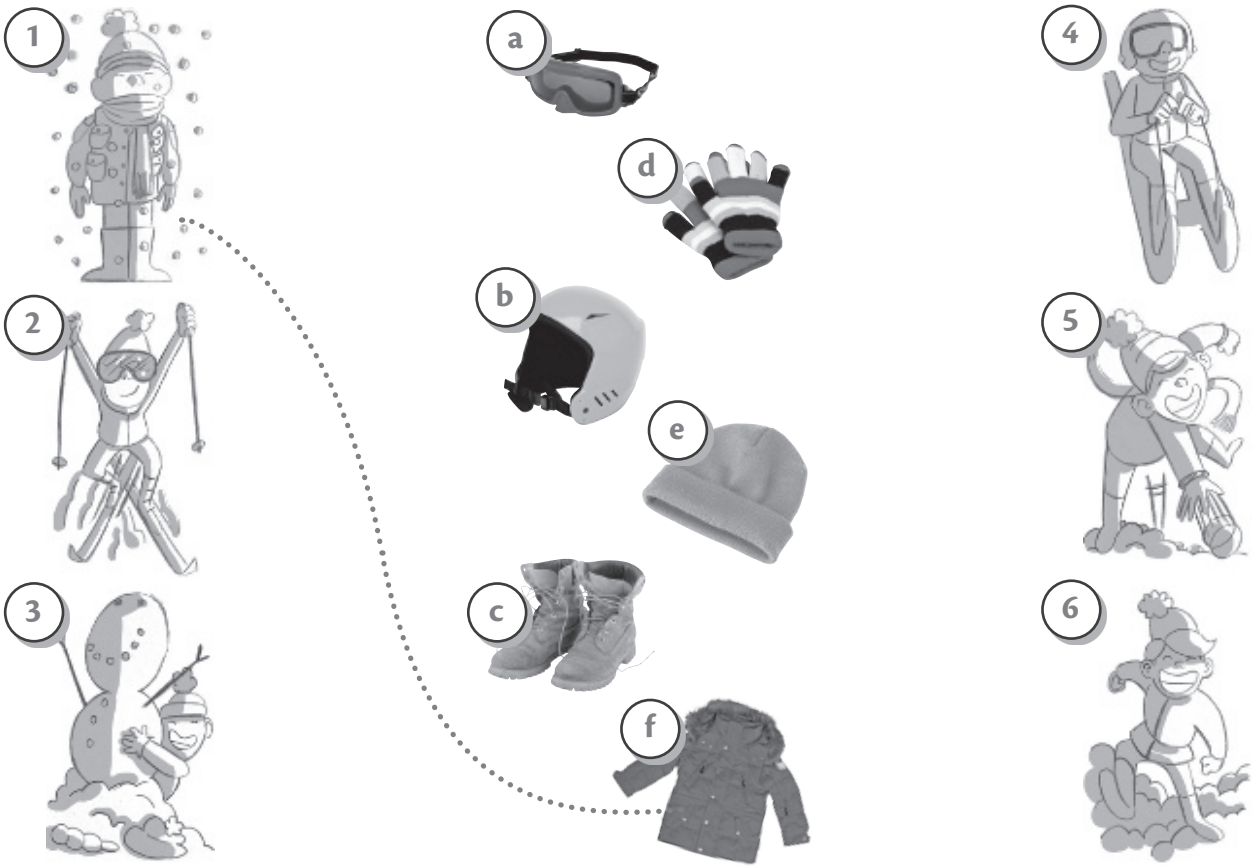

Richmond Photocopiable © Santillana Educación, S.L.

Name: _____ Class: _____

1 15 Listen and circle the correct pictures.



2 16 Listen and match the pictures.

Richmond Photocopiable © Santillana Educación, S.L.

Name: _____ Class: _____

1 19 Listen and circle the correct words.

1 There are three **cows** / **horses** on Daniel's farm.

2 There are two **dogs** / **cows.**

3 There's a **donkey** / **chicken.**

4 There are five **sheep** / **chickens.**

5 There are seven **sheep** / **horses.**

6 There are four **dogs** / **cows.**

2 20 Listen and circle *T* (true) or *F* (false).

1	Ralph milks the cows and moves the sheep.	T	F
2	Ralph collects the eggs.	T	F
3	Samantha feeds the chickens.	T	F
4	Samantha cleans the stables.	T	F
5	Rosy collects the eggs.	T	F
6	Rosy moves the sheep.	T	F
7	Daniel milks the cows.	T	F
8	Daniel's family don't like living on the farm.	T	F

Richmond Photocopiable © Santillana Educación, S.L.

Name: _____ Class: _____

1 23 Listen and draw the times.



2 24 Listen and complete the sentences.

1 The _____ line starts at City Farm and goes to _____ .

2 The _____ line starts at _____ and goes to Castle Square.

3 The _____ line starts at Theatre Park and goes to _____ .

4 The _____ line starts at _____ and goes to Wonder Town.

Richmond Photocopiable © Santillana Educación, S.L.

Name: _____ Class: _____

1 28 Listen and match the pictures with the words.

1

2

3

a Peter Pan

b Snow White

c Sleeping Beauty

d The Wizard of Oz

e Jack and the Beanstalk

f Snow White

4

5

6

2 29 Listen and circle *T* (true) or *F* (false).

1

T F

2

T F

3

T F

4

T F

Richmond Photocopiable © Santillana Educación, S.L.

Name: _____ Class: _____

1 32 **Follow the route. Then, listen and circle with the correct colours.**

like = green don't like = red

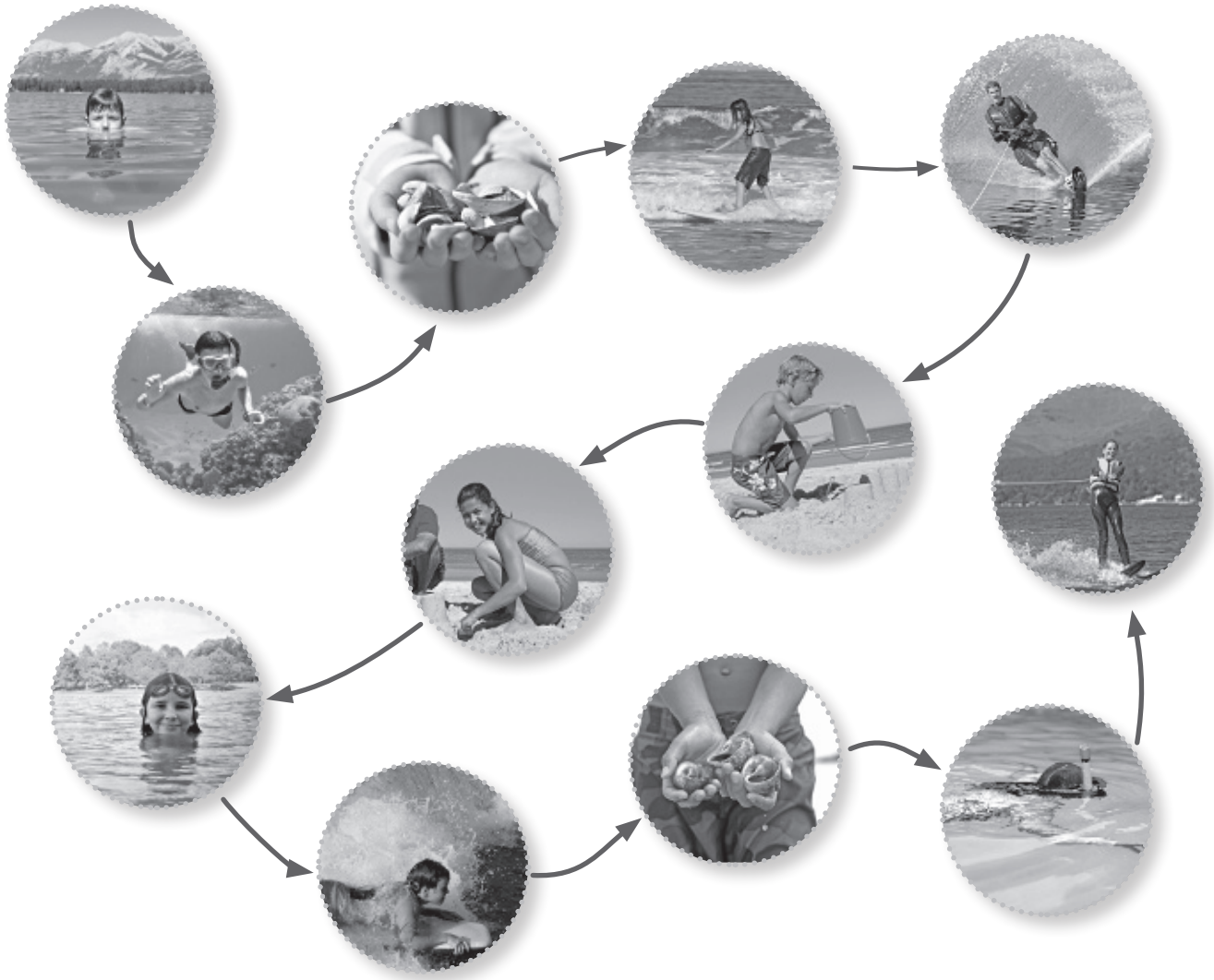

2 33 **Listen and tick (✓) the table.**

							
Fred							
Andrea							

Richmond Photocopiable © Santillana Educación, S.L.

Unit 1 Listening 2

Narrator: Listen and number the pictures. Then, listen again and match.

Narrator: One.
His name is Lucas. He's got short hair. He's wearing a T-shirt and shorts.

Narrator: Two.
Her name is Emma. She's got long, straight hair and she's got glasses. She's wearing a skirt and a T-shirt.

Narrator: Three.
Their names are Gina and Hannah. They've got long, curly hair. They're wearing dresses.

Narrator: Four.
His name is Alex. He's got short, curly hair. He's wearing a shirt and trousers.

3

Narrator: Listen and circle the correct words. Then draw.

Narrator: One.
Boy 1: Oh, great! A new bike!

Narrator: Two.
Girl 1: Mum, I don't like this story. I don't like the monster.

Narrator: Three.
Girls and boys: Surprise!
Boy 2: Wow! A party for my birthday!

Narrator: Four.
Teacher: Where's your homework? You can do it for the next class!

Narrator: Five.
Boy 3: I can't find my teddy bear.

Unit 2 Listening 6

Narrator: Look at the key. Then, listen and draw.
Pedro: Hi, my name is Pedro. I love jam, it's delicious. I don't like olives, they're horrible. I love crisps and ice cream! I love tomatoes, they're delicious. I don't like biscuits, they're horrible. I don't like cheese and I don't like vinegar. I love chocolate and I like lemons.

7

Narrator: Listen and draw.
Boy: I think the tin is for the olives.
Girl: Yes, it is. You're right. The tin is for the olives.
Girl: I think the bag is for the biscuits.
Boy: No, it isn't. You're wrong. The bag is for the crisps.
Boy: I think the box is for the biscuits.
Girl: No, it isn't. You're wrong. The box is for the cake.
Girl: I think the packet is for the biscuits.
Boy: Yes, it is. You're right. The packet is for the biscuits.

Unit 3 Listening 10

Narrator: Listen and tick (✓) or cross (✗) the pictures.

Narrator: One.
They're making a snowman.

Narrator: Two.
She's skating.
Narrator: Three.
They're throwing snowballs.

Narrator: Four.
They're playing ice hockey.

Narrator: Five.
She's skiing.

Narrator: Six.
They're sledging.

11

Narrator: Listen and match the pictures.

Narrator: One.
Boy: It's snowing I'm wearing an anorak.

Narrator: Two.
Boy: I'm skiing. I'm wearing goggles.

Narrator: Three.
Boy: I'm making a snowman. I'm wearing a hat.

Narrator: Four.
Boy: I'm sledging. I'm wearing a helmet.

Narrator: Five.
Boy: I'm throwing snowballs. I'm wearing gloves.

Narrator: Six.
Boy: I'm walking in the snow. I'm wearing boots.

Unit 4 Listening 15

Narrator: Listen and circle the correct pictures.

Narrator: One.
Girl: Where's Jack's guitar? I can see it. It's under the bed.

Narrator: Two.
Boy: Where's Tom's red nose? I can see it. It's under the book.

Narrator: Three.
Girl: Where's Anna's leotard? I can see it. It's on the bike.

Narrator: Four.
Boy: Where are Mary's ballet shoes? I can see them. They're behind the chair.

Narrator: Five.
Girl: Where are Jane's juggling balls? I can see them. They're in the hat.

Narrator: Six.
Boy: Where's David's recorder? I can see it. It's in his school bag.

16

Narrator: Listen and match the pictures.
Teacher: John is playing the violin. He's sad.
Alexandra is hiding from a monster. She's scared.
Tom is watching TV. He's sleepy.
Mary is eating spaghetti. She's hungry.
Oliver is running to school. He's late.
Emma is doing her homework on Saturday. She's angry.

Richmond Photocopiable © Santillana Educación, S.L.

Unit 5 Listening 19

Narrator: Listen and circle the correct words.
Boy: Hello! My name's Daniel. I live on a farm. On my farm there are three horses. There are two dogs. There's a donkey. There are five chickens. There are seven sheep and there are four cows.

20

Narrator: Listen and circle *T* (true) or *F* (false).
Boy: All my family help on the farm. My father's name is Ralph. He milks the cows and moves the sheep. My mother's name is Samantha. She feeds the chickens. My sister's name is Rosy. She collects the eggs and I clean the stables. We love living on the farm with all the animals.

Unit 6 Listening 23

Narrator: Listen and draw the times.

Narrator: One.
The supermarket opens at a quarter past nine and closes at half past eight.

Narrator: Two.
The shoe shop opens at a quarter past ten and closes at five o'clock.

Narrator: Three.
The chemist's opens at a quarter to seven and closes at a quarter to eleven.

Narrator: Four.
The bank opens at nine o'clock and closes at half past four.

Narrator: Five.
The restaurant opens at one o'clock and closes at a quarter to twelve.

Narrator: Six.
The hairdresser's opens at half past ten and closes at a quarter to eight.

24

Narrator: Listen and complete the sentences.

Narrator: One.
Boy: Excuse me, can you help me? Where does the green line go?
Girl: The green line starts at City Farm and goes to High Street.
Boy: High Street, can you spell that?
Girl: H-I-G-H S-T-R-E-E-T

Narrator: Two.
Boy: Where does the blue line go?
Girl: The blue line starts at Fun Park and goes to Castle Square.
Boy: Fun Park, can you spell that?
Girl: F-U-N P-A-R-K

Narrator: Three.
Boy: Where does the red line go?
Girl: The red line starts at Theatre Park and goes to Food Square.
Boy: Food Square, can you spell that?
Girl: F-O-O-D S-Q-U-A-R-E

Narrator: Four.
Boy: Where does the yellow line go?
Girl: The yellow line starts at Beach Town and goes to Wonder Town.
Boy: Beach Town, can you spell that?
Girl: B-E-A-C-H T-O-W-N
Boy: Thank you.
Girl: You're welcome.

Unit 7 Listening 28

Narrator: Listen and match the pictures with the words.
Boy 1: My favourite fairy tale character is the giant in Jack and the Beanstalk.
Girl 1: My favourite fairy tale character is the fairy in Peter Pan.
Boy 2: My favourite fairy tale character is the wizard in the Wizard of Oz.
Girl 3: My favourite fairy tale character is the witch in Snow White.
Girl 4: My favourite fairy tale character is the princess in Sleeping Beauty.
Boy 3: My favourite fairy tale character is Happy, one of the dwarves in Snow White.

29

Narrator: Listen and circle *T* (true) or *F* (false).

Narrator: One.
The witch has got a broomstick and a cape.

Narrator: Two.
The wizard has got a beard and a hat.

Narrator: Three.
The giant has got a cape and a crown.

Narrator: Four.
The princess has got a hat, a dress and a beard.

Unit 8 Listening 32

Narrator: Follow the route. Then, listen and circle with the correct colours.

Boy 1: I'm Thomas. I like swimming. I don't like snorkelling.
Girl 1: I'm Becky. I like collecting shells. I don't like surfing.
Boy 2: I'm Ben. I like water-skiing and I like making sandcastles.
Girl 2: I'm Daniella. I don't like making sandcastles and I don't like swimming.
Boy 3: I'm Andrew. I don't like surfing. I like collecting shells.
Girl 3: I'm Sophie. I like snorkelling and I don't like water-skiing.

33

Narrator: Listen and tick (✓) the table.
Boy: I'm Fred. On my beach there are some shells and there's a rock pool, an umbrella, a crab and a deck chair.
Girl: I'm Andrea. On my beach there are pebbles, and there's a rock pool, a crab, a towel and an umbrella.

Richmond Photocopiable © Santillana Educación, S.L.

Name: _____ Class: _____

1 Play *Guess the person.*

Ricky

Samuel

Robin

Gary

Tori

Laura

Sandy

Lua



Richmond Photocopiable © Santillana Educación, S.L.

Name: _____ Class: _____

1 Point to the pictures and talk about food.





2 Ask and answer the questions.

1 What's your favourite food?
2 What do you think is horrible?
3 What do you eat for breakfast?
4 What do you eat for lunch?
5 What do you eat for dinner?

Richmond Photocopiable © Santillana Educación, S.L.

Name: _____ Class: _____

1 **Point to the pictures and ask questions.**

2 **Point to the picture and say.**

Richmond Photocopiable © Santillana Educación, S.L.

Name: _____ Class: _____

1 Point to the pictures and say.



2 Look around your classroom and say where things are.

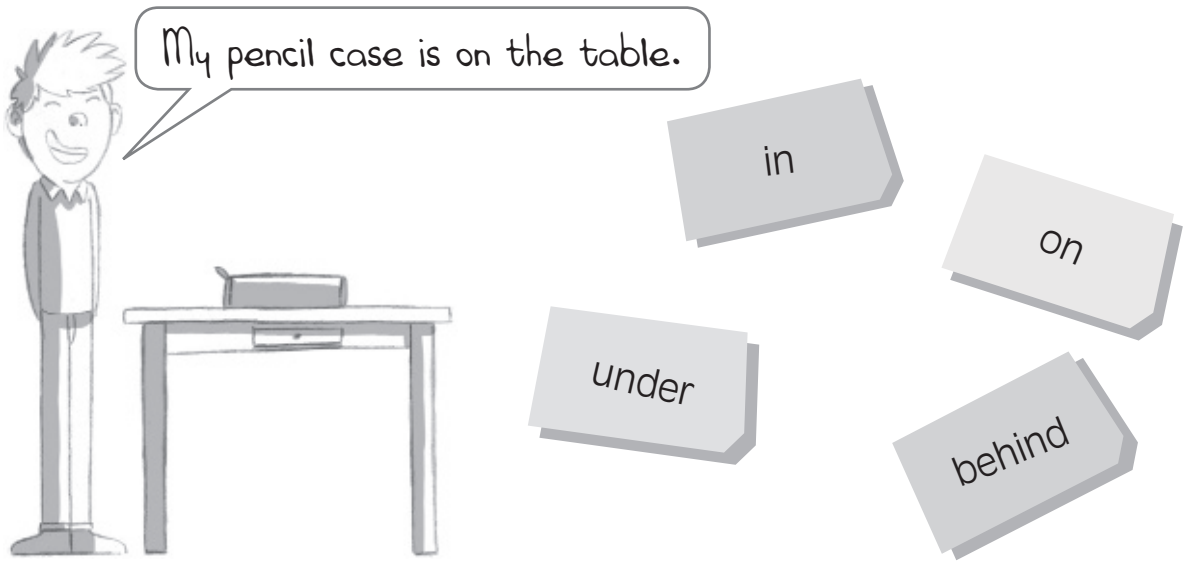

Richmond Photocopiable © Santillana Educación, S.L.

Name: _____ Class: _____

1 **Find and say the eight differences in the pictures.**



Richmond Photocopiable © Santillana Educación, S.L.

Name: _____ Class: _____

1 Point to the pictures and say.



The baker's opens at a quarter past six and it closes at a quarter to seven.

2 Ask and answer the questions.

1 What time do you get up?
2 What time does your school start?
3 What time do you have lunch?
4 What time does your school finish?
5 What time do you have dinner?
6 What time do you go to bed?



What time do you get up?

I get up at seven o'clock.

Richmond Photocopiable © Santillana Educación, S.L.

Name: _____ Class: _____

1 **Point to the pictures and use the words to tell a story.**

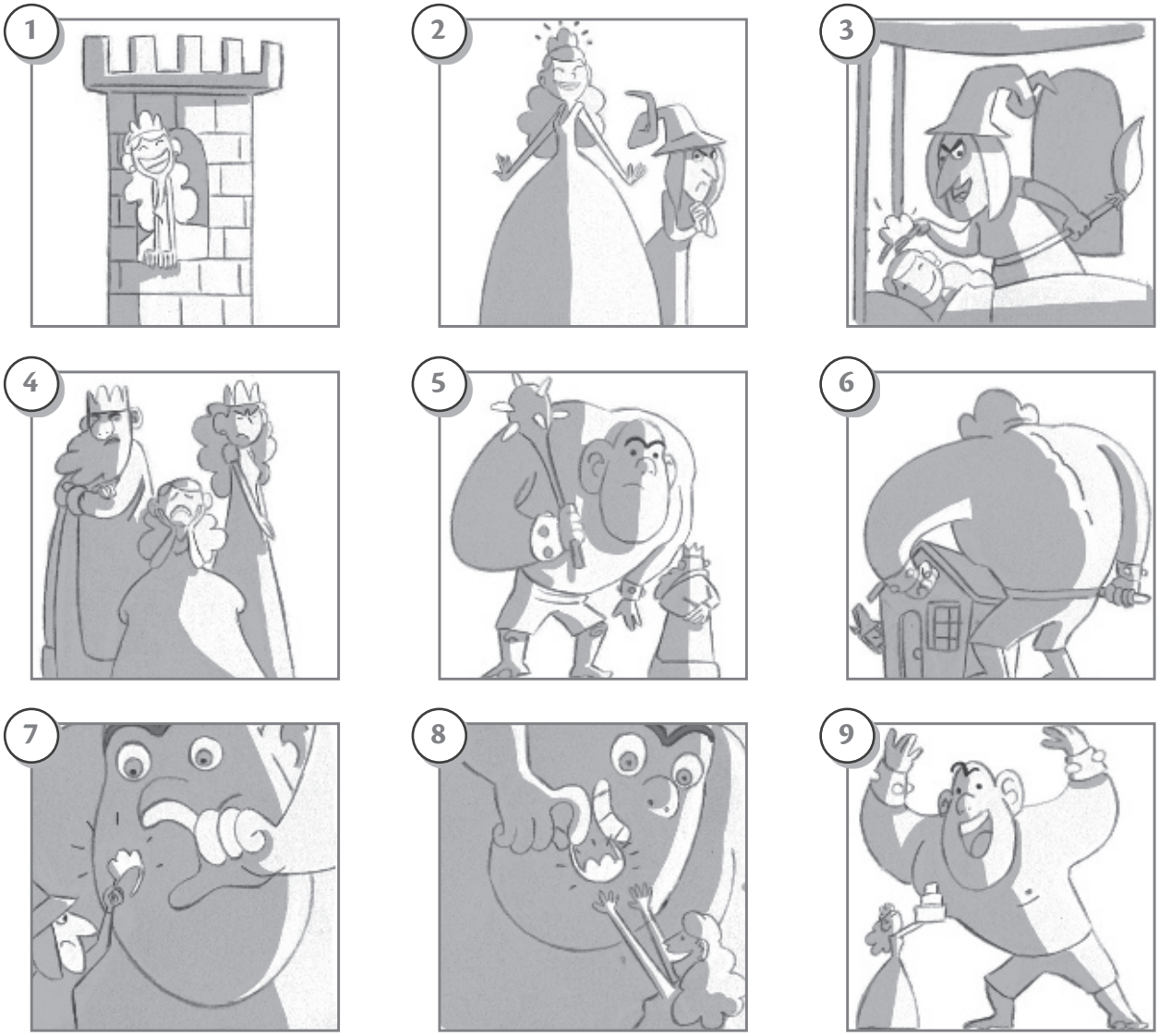

The princess lives in a big castle... .

king princess
crown witch
broomstick giant
queen castle
magic club

Richmond Photocopiable © Santillana Educación, S.L.

Name: _____ Class: _____

1 Play *Guess the activity.*

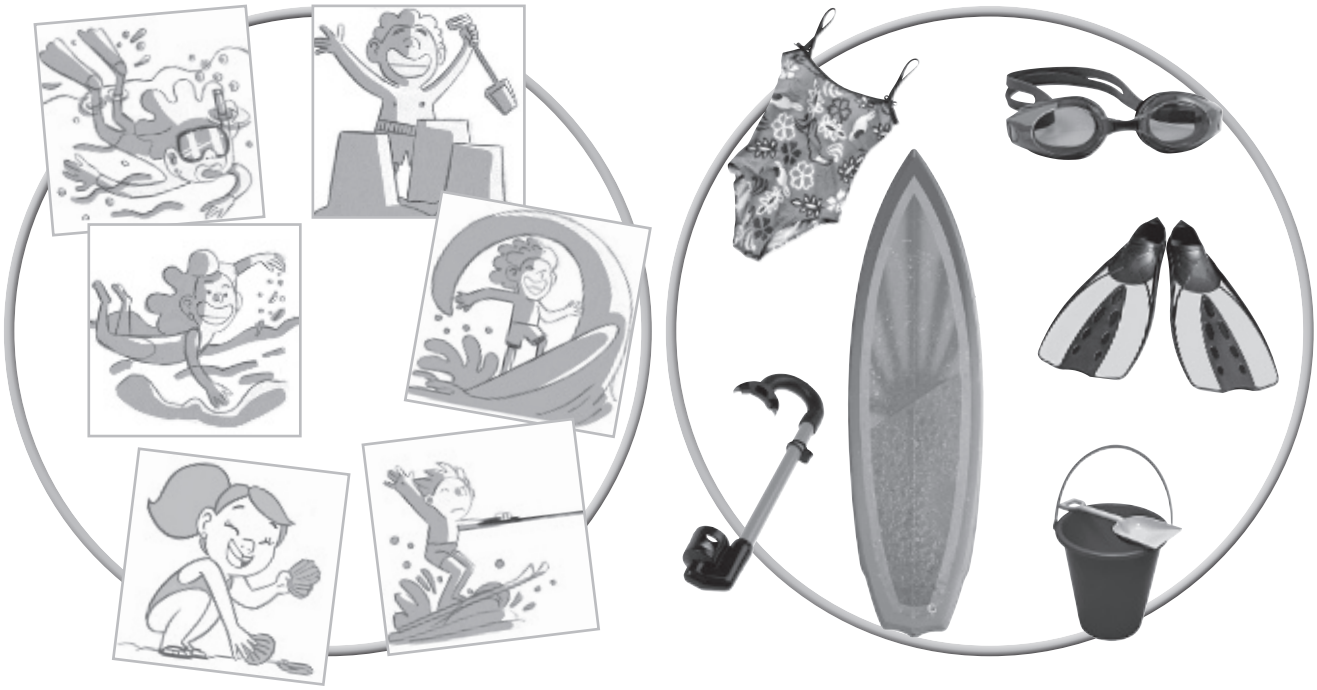

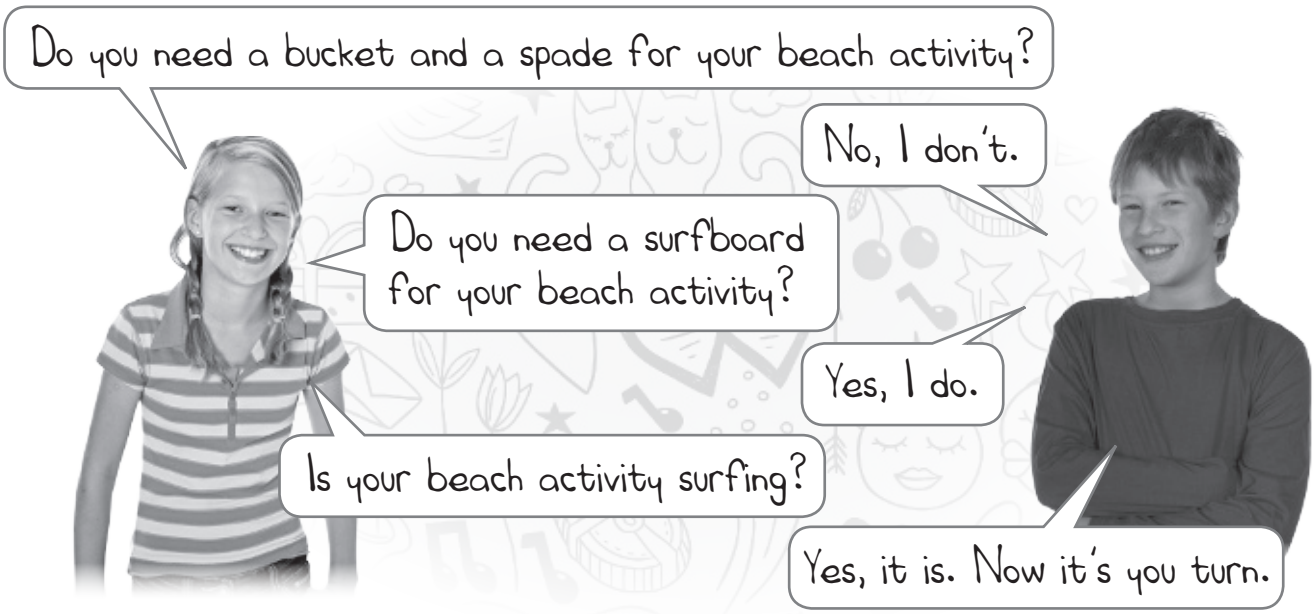

2 Look at Activity 1 and talk about your perfect beach holiday.



Richmond Photocopiable © Santillana Educación, S.L.

Phonics
worksheets

Richmond

Name: _____ Class: _____

1 Read and classify the words.

what | writing | knee | answer

know | knight | when | knife

school | wrong | where | sword

silent h	silent w	silent k
_____	_____	_____
_____	_____	_____
_____	_____	_____
_____	_____	_____

2 Unscramble the words. Then, match the words with the pictures.

ighnkt _____ tahw _____

gintiwr _____ cohosl _____

1 

2

3

4

Richmond Photocopiable © Santillana Educación, S.L.

Name: _____ Class: _____

1 Complete the words with *c* or *ch*.

1 __afé

2 __eese


3 __ake

4 __ocolate

5 __up


6 __ips

7 __air

8 __ar

2 Look at Activity 1 and classify the words.





Richmond Photocopiable © Santillana Educación, S.L.

Name: _____ Class: _____

1 Match the puzzle pieces.

2 Look at Activity 1 and complete the crossword.



Richmond Photocopiable © Santillana Educación, S.L.

Name: _____ Class: _____

1 Look at the pictures and write the words.

sounds like **n**	sounds like **ng**
_____	_____
_____	_____
_____	_____
_____	_____
_____	_____

2 Look at Activity 1 and find the words.

n	i	n	e	x	a	s	r	c	t
y	u	i	l	t	j	t	s	l	u
s	h	j	m	l	k	m	i	o	p
n	p	q	w	e	k	e	n	w	e
s	w	i	m	m	i	n	g	n	n
h	f	x	c	o	n	r	l	d	v
m	w	r	o	n	g	a	o	c	b
b	i	n	r	s	y	w	i	n	g

Richmond Photocopiable © Santillana Educación, S.L.

Name: _____ Class: _____

1 Label the pictures.

1

_____

2

_____

3

_____

4

_____

5

_____

6

_____

7

_____

8

_____

9

_____

2 Look at Activity 1 and classify the words.

sounds like /s/

_____
_____
_____

sounds like /z/

_____
_____
_____

sounds like /iz/

_____
_____
_____

Richmond Photocopiable © Santillana Educación, S.L.

Name: _____ Class: _____

1 Count and circle the number of syllables.

1

1 2 3 4

4
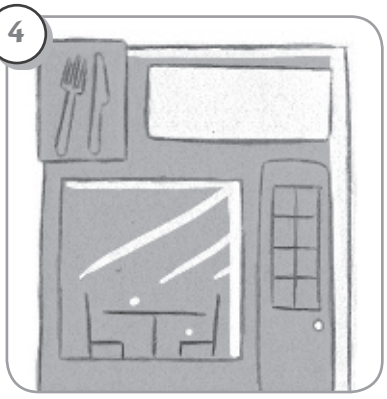
1 2 3 4

2

1 2 3 4

5

1 2 3 4

3
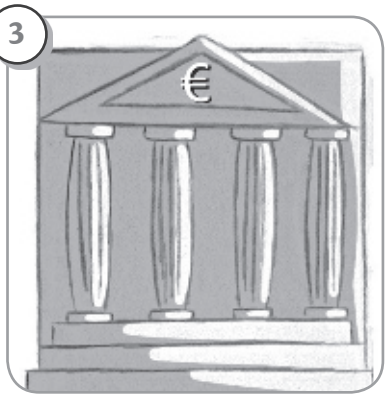
1 2 3 4

6

1 2 3 4

2 Look at Activity 1 and write the words.

1 _____ 4 _____

2 _____ 5 _____

3 _____ 6 _____

Richmond Photocopiable © Santillana Educación, S.L.

Name: _____ Class: _____

1 Complete the words with *g* or *j* sound. Then match.

1

2

3


4

5
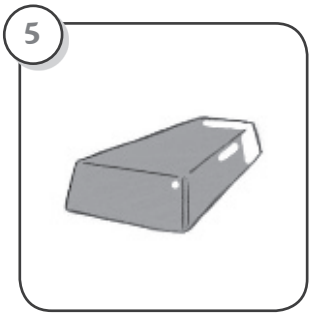

6

7

8


__irl

__old

__iant

__ump

__ym

__arden

__orilla

__iraffe

2 Read and circle the sound of the odd one out.

1 The **girl** is **jumping** in the **gym.**

2 The **gorilla** is wearing a **green jacket.**

3 The **giraffe** and the **giant** are in the **garden.**

4 Be **good,** and **go** and **get** some **juice.**

Richmond Photocopiable © Santillana Educación, S.L.

Name: _____ Class: _____

1 Read and classify the words.

sea shell sun show surf sandcastle shorts swim shirt



2 Label the pictures.



1 _____ 2 _____ 3 _____ 4 _____

5 _____ 6 _____ 7 _____

Richmond Photocopiable © Santillana Educación, S.L.

Tests

Richmond

Name: _____ Class: _____

1 1 Listen and match the pictures.

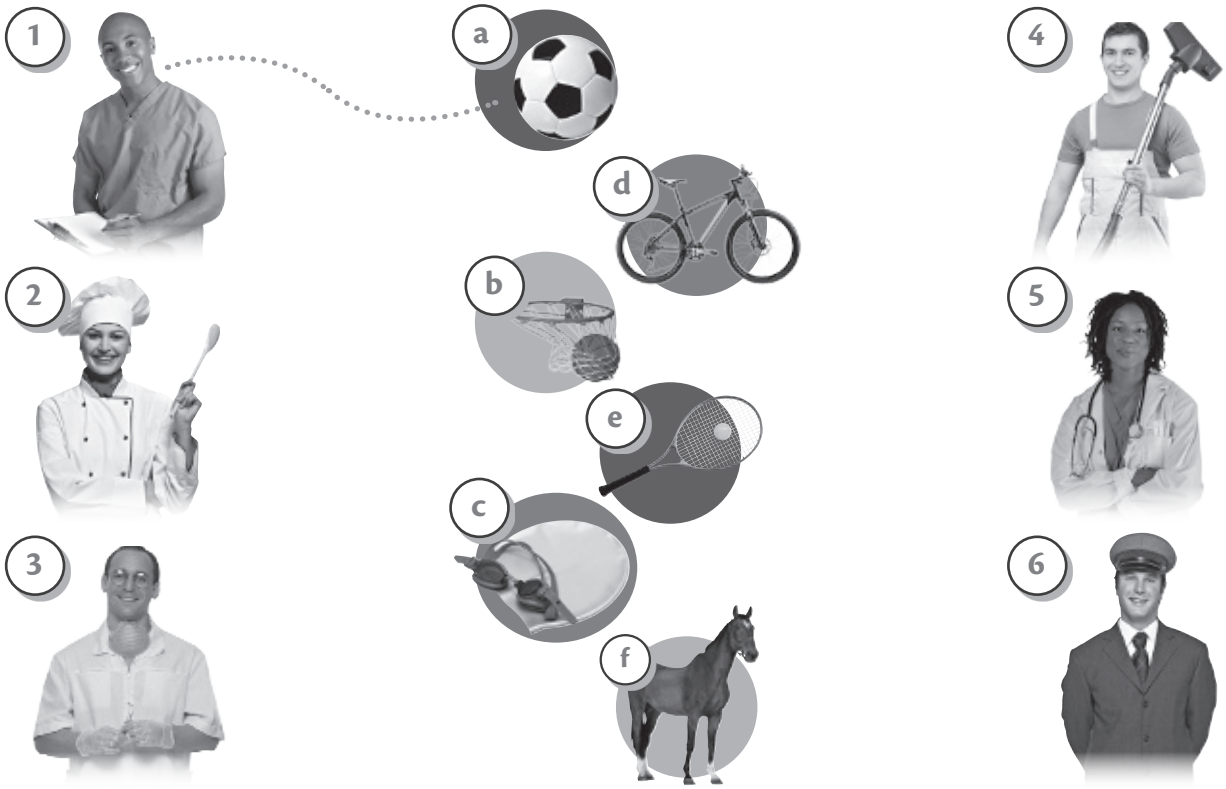

2 Read and tick (✓) or cross (✗) the table.

My name is Ruben. I like kiwis and pears but I don't like lemons, grapes or oranges. I like cherries best!

My name is Alice. I don't like cherries, kiwis or grapes. I like lemons and oranges. I don't like pears.

						
Ruben						
Alice						
Me						

3 Add information about you to the table. Then write.

My name _____

_____.

Richmond Photocopiable © Santillana Educación, S.L.

Name: _____ Class: _____

4 Match the questions with the answers.

1 Is it a train?
2 Do you like milk?
3 How do you go to school?
4 What time do you get up?
5 Are they hitting the ball?
6 Can Bob juggle?

a By car.
b Yes, they are.
c Yes, he can.
d Yes, I do.
e At seven o'clock.
f Yes, it is.

5 Look at the pictures and circle the correct words. Then, draw and write.

1

2
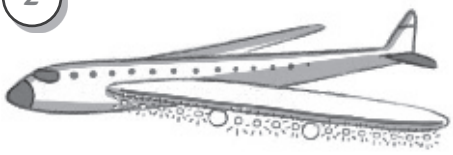

3

1 I've got a bike. It's got a **bell** / **wing**, two **doors** / **wheels** and a **seat** / **light.**

2 I've got a plane. It's got two **wheels** / **wings** and lots of **lights** / **bells.**

3 I've got a car. It's got **two** / **four** wheels and four **seats** / **doors.**

Richmond Photocopiable © Santillana Educación, S.L.

Name: _____ Class: _____

1 4 Listen and write the names.

Pamela | Anna | Lisa | Barbara | Rose | Carol

1

_____

2 

_____

3

_____

4

_____

5 

_____

6

_____

2 Circle the correct words.



1 Jack has got **curly** / **straight** hair.

2 Paul has got **short** / **long** hair.

3 Jack has got a **small** / **big** mouth.

4 Paul has got a **small** / **big** mouth.

5 Paul and Jack have got **big** / **small** noses.

6 Jack has got **big** / **small** eyes.

7 Paul has got **big** / **small** eyes.

Richmond Photocopiable © Santillana Educación, S.L.

Name: _____ Class: _____

3 Label the pictures.

happy sad surprised scared angry

_____ _____ _____ _____ _____

4 Look at the picture. Then, match the questions with the answers.



1 Have they got big eyes?
2 Have they got black hair?
3 Has she got long hair?
4 Has she got a small mouth?
5 Has he got curly hair?
6 Has he got a big nose?

a Yes, he has.
b No, they haven't.
c No, he hasn't.
d Yes, they have.
e No, she hasn't.
f Yes, she has.

5 Look at the picture and find seven words.

b	v	s	h	v	o	t	d	m	s
r	t	r	o	u	s	e	r	s	h
a	m	i	p	j	r	j	e	k	o
c	g	l	a	s	s	e	s	i	r
e	t-	s	h	i	r	t	s	r	t
s	j	h	d	a	l	a	g	t	s

Richmond Photocopiable © Santillana Educación, S.L.

Name: _____ Class: _____

1 5 Listen and number the pictures.



2 Read and write the words.

straight | eyes | mouth

curly | small | big | noses



1 Jack has got _____ hair.

2 Paul has got _____ hair.

3 Jack has got a big _____ .

4 Paul has got a _____ mouth.

5 Paul and Jack have got small _____ .

6 Jack has got _____ eyes.

7 Paul has got small _____ .

Richmond Photocopiable © Santillana Educación, S.L.

Name: _____ Class: _____

3 Unscramble the words and label the pictures.

pahyp das prusderis decras garny

_____ _____ _____ _____ _____

4 Look at the picture and answer the questions.



1 Have they got big eyes? Yes, they have.
2 Have they got black hair? _____
3 Has she got long hair? _____
4 Has she got a small mouth? _____
5 Has he got curly hair? _____
6 Has he got a big nose? _____

5 Label the pictures.

1 _____
2 braces
3 _____
4 _____
5 _____
6 _____
7 _____

Richmond Photocopiable © Santillana Educación, S.L.

Name: _____ Class: _____

1 8 Listen and match the pictures.



2 Use the words to complete the sentences.

sweet | salty | sour

1 Olives are _____.
2 Ice cream is _____.
3 Vinegar is _____.
4 Chocolate is _____.
5 Lemons are _____.
6 Crisps are _____.

Richmond Photocopiable © Santillana Educación, S.L.

Name: _____ Class: _____

3 Look at the table and complete the sentences.

	love	like	don't like

I love _____. I like _____.
I don't like _____.

I _____.
I _____.
I _____.

4 Match the questions with the answers.

1 Do you like peanut butter?
2 What's for pudding?
3 That sandwich looks nice. What's in it?
4 I'm hungry. When's dinner?

a Ice cream!
b At six o'clock.
c Yes, I love it!
d Cheese and tomato.

5 Use the words to complete the sentences.

is don't love are tastes

I _____ chocolate. I think it _____ delicious. It _____ sweet.

I _____ like olives. They _____ very salty.

Richmond Photocopiable © Santillana Educación, S.L.

Name: _____ Class: _____

1 9 **Listen and match the pictures. Then, complete the sentence.**



Sam has got _____.

2 **Use the words to complete the sentences.**

crisps lemons sweet sour salty chocolate

1 Olives and _____ are _____.

2 Ice cream and _____ are _____.

3 Vinegar and _____ are _____.

Richmond Photocopiable © Santillana Educación, S.L.

Name: _____ Class: _____

3 Look at the table and complete the sentences.

	love	like	don't like

I love _____. I _____ _____.
I d_____ I_____ _____.

I _____.
I _____.
I _____.

4 Match the questions with the answers.

1 What's for breakfast, Mum?
2 Do you like peanut butter?
3 What's for pudding?
4 That sandwich looks nice. What's in it?
5 I'm hungry. When's dinner?

a Ice cream!
b Cereals and juice.
c At six o'clock.
d Yes, I love it!
e Cheese and tomato.

5 Complete the sentences.

I _____ chocolate. I think it _____ delicious. It _____ sweet.

I _____ like olives. They _____ very salty.

Richmond Photocopiable © Santillana Educación, S.L.

Name: _____ Class: _____

1 12 Listen and number the pictures. Then, label them.



boots gloves coat goggles helmet

2 Match the questions with the answers.

1 What am I doing?
2 Is he skating?
3 Are they making a snowman?
4 Are you sledging?
5 Is she putting an anorak on?

a No, they aren't.
b Yes, I am.
c No, she isn't.
d You're skiing.
e Yes, he is.

Richmond Photocopiable © Santillana Educación, S.L.

Name: _____ Class: _____

3 Read and write the number. Then, choose and write about another picture.

Some children are playing in the snow. The girl is wearing gloves and the boy is wearing a coat, boots and a hat. They aren't sledging. They are throwing snowballs.

Picture ☐

Picture ☐

Some children are _____.

The girl is wearing _____.

They are _____.

4 Count and write the numbers.

1 There are _____ boots.

2 There are _____ gloves.

3 There are _____ pairs of goggles.

4 There are _____ helmets.

5 There are _____ anoraks.

Richmond Photocopiable © Santillana Educación, S.L.

Name: _____ Class: _____

1 13 **Listen and number the pictures. Then, listen again and label the actions.**



playing ice hockey sledging skiing putting a hat on throwing snowballs skating putting goggles on putting a helmet on putting a coat on putting boots on

1 _____ 6 _____

2 _____ 7 _____

3 _____ 8 _____

4 _____ 9 _____

5 _____ 10 _____

2 **Complete the questions with *Are*, *Is* or *am*. Then match.**

1 What _____ I doing?

2 _____ he skating?

3 _____ they making a snowman?

4 _____ you sledging?

5 _____ she putting an anorak on?

a No, they aren't.

b Yes, I am.

c No, she isn't.

d You're skiing.

e Yes, he is.

Richmond Photocopiable © Santillana Educación, S.L.

Name: _____ Class: _____

3 Read and write the number. Then, choose and write about another picture.

Some children are playing in the snow. The girl is wearing gloves and the boy is wearing a coat, boots and a hat. They aren't sledging. They are throwing snowballs.

Picture ☐

Picture ☐

_____

_____

_____

4 Complete the words. Then, count and write the numbers.

1 There are _____ b__o__s.

2 There are _____ g__o__e__.

3 There are _____ pairs of __o__g__e__.

4 There are _____ __e__m__t__.

5 There are _____ __n__r__k__.

Richmond Photocopiable © Santillana Educación, S.L.

Name: _____ Class: _____

1 17 **Listen and tick (✓) the words you hear. Then, cross (✗) the ones you don't.**

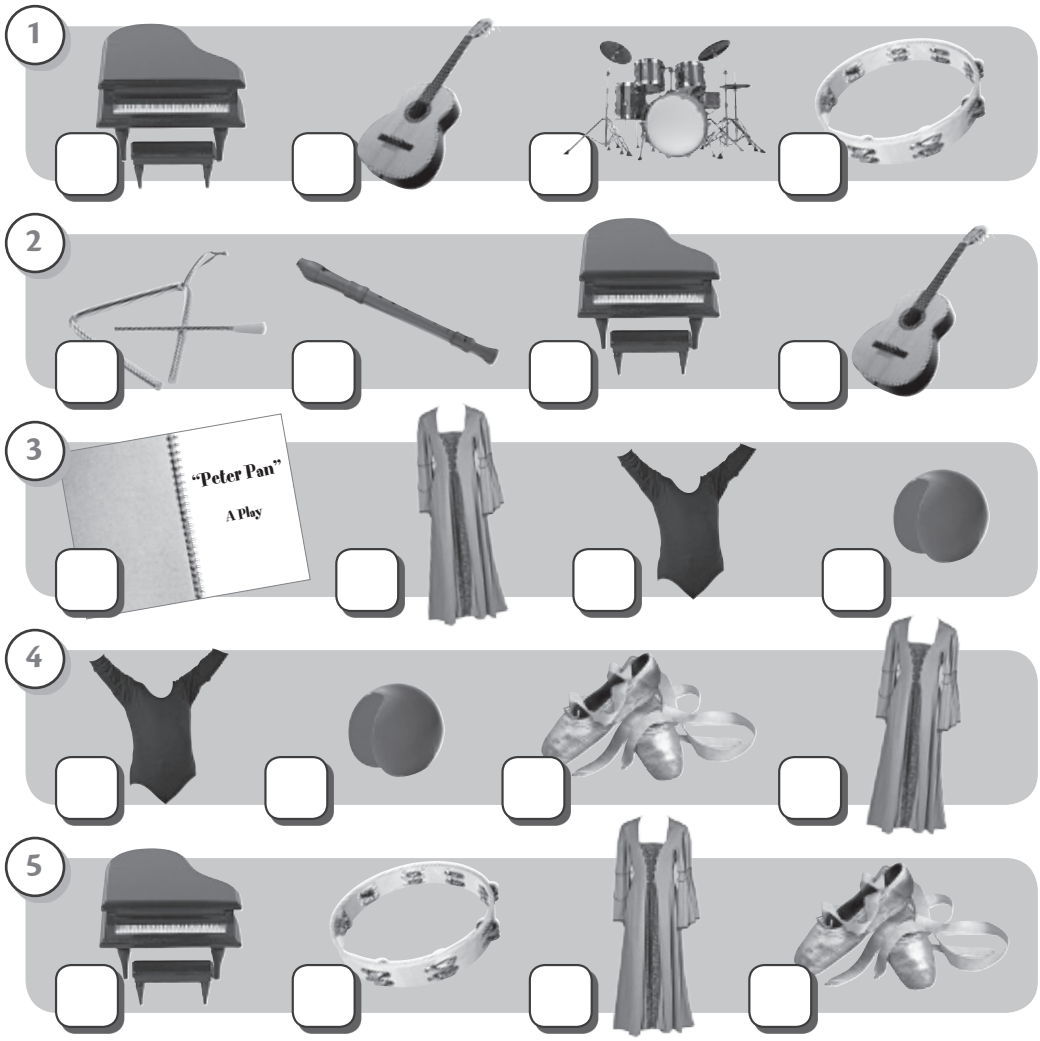

2 **Circle the correct words.**

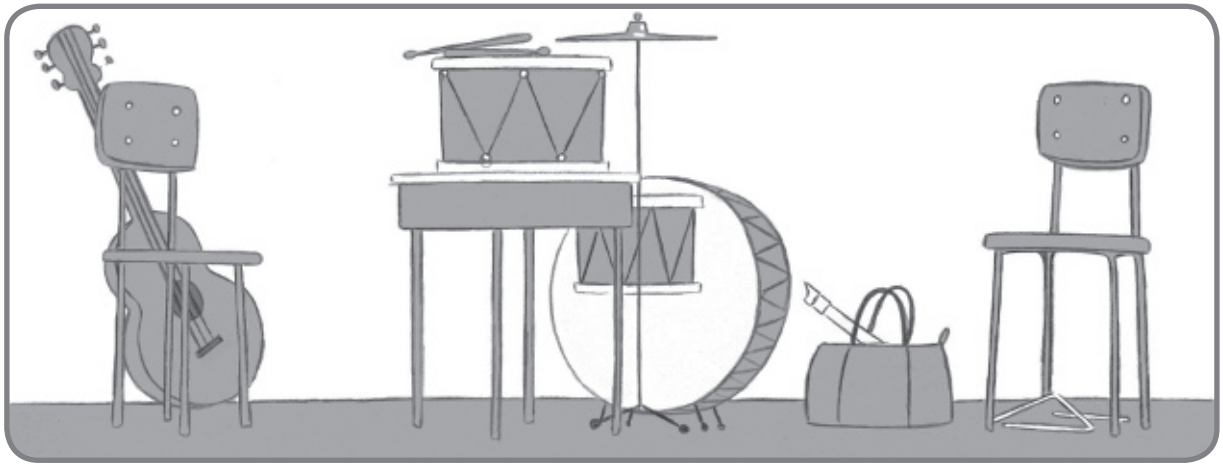

1 The guitar is **under** / **behind** the chair.

2 The drum is **on** / **in** the table.

3 The recorder is **in** / **on** the bag.

4 The triangle is **behind** / **under** the chair.

Richmond Photocopiable © Santillana Educación, S.L.

Name: ______________________________ **Class:** __________

3 Look at the picture and answer the questions.

1 Where is Pam's recorder?

Pam's recorder is _ _ _ _ _ _   _ _ _   _ _ _ _ _ _ _ _ _ .

2 Where is Pam's leotard?

____

3 Where are Pam's ballet shoes?

____

4 Match the sentences with the pictures.

He's hungry!   He's late!   He's sleepy!

1

2


3


Richmond Photocopiable © Santillana Educación, S.L.

Name: _____ Class: _____

1 18 **Listen and tick (✓) the words you hear. Then, cross (✗) the ones you don't.**

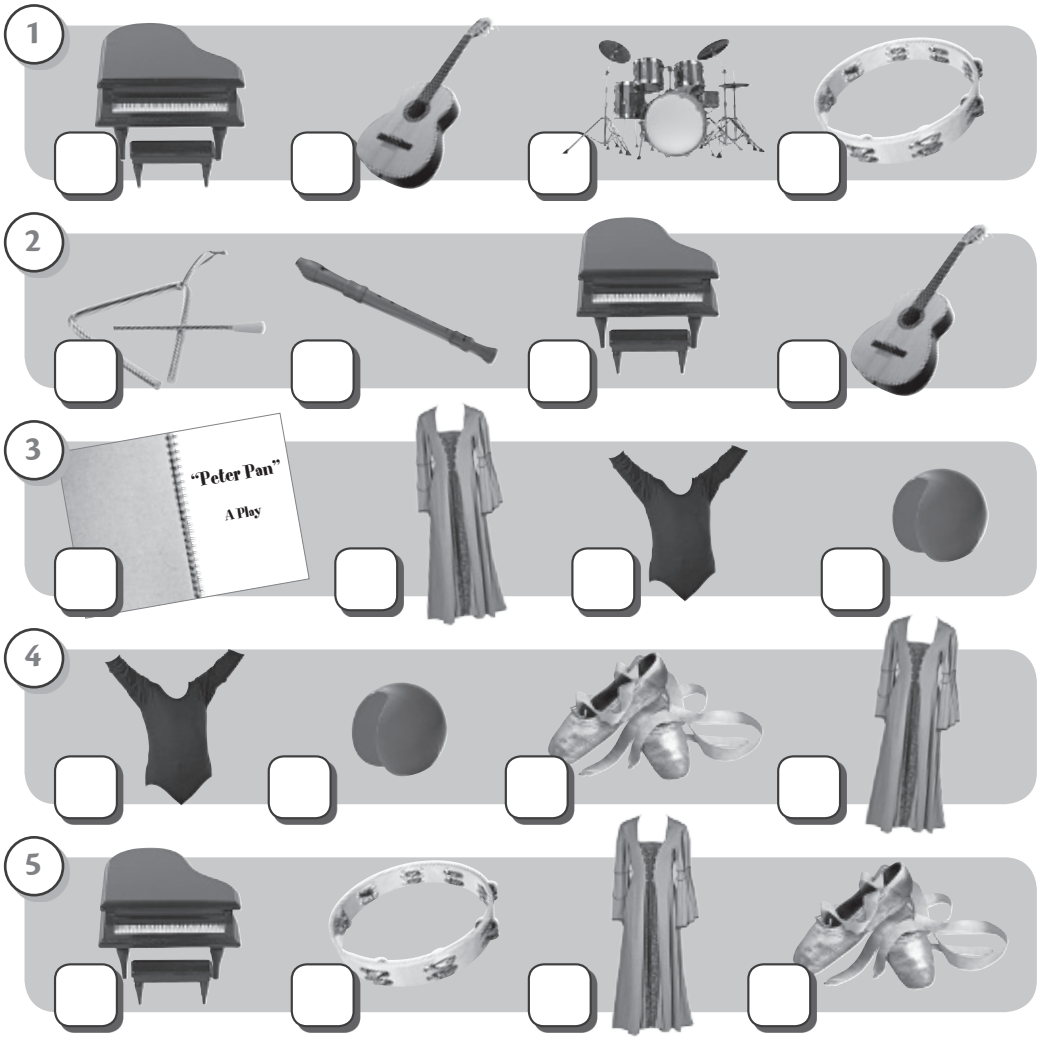

2 **Write the words.**

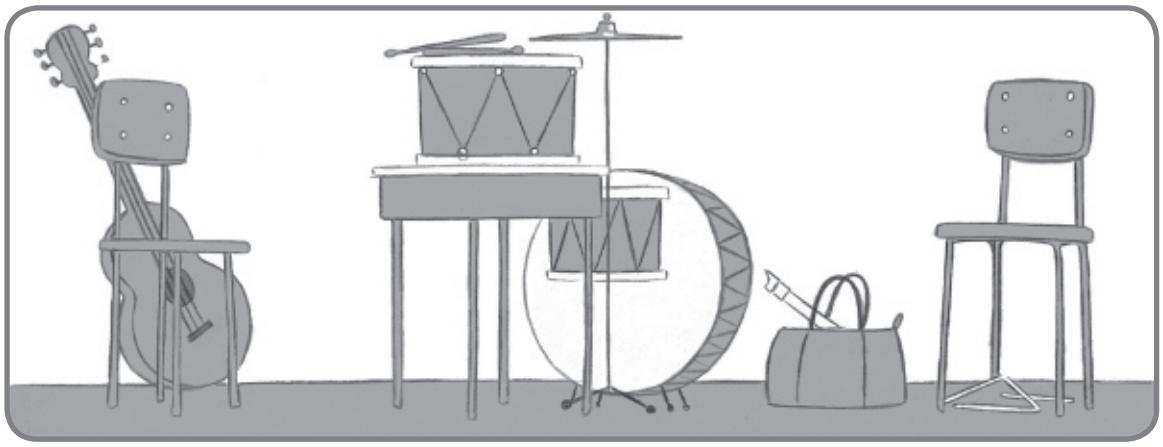

1 The guitar is _____ the chair.

2 The drum is _____ the table.

3 The recorder is _____ the bag.

4 The triangle is _____ the chair.

Richmond Photocopiable © Santillana Educación, S.L.

Name: _____ Class: _____

3 Write and answer the questions.

1 (Where / Pam / recorder) Where is Pam's recorder? _____

Pam's recorder is _____ .

2 (Where / Pam / leotard) _____

_____

3 (Where / Pam / ballet shoes) _____

_____

4 Label the pictures. Then, draw and write how you are feeling.

1 He's _____ !

2 _____

3 _____

I'm _____ !

Richmond Photocopiable © Santillana Educación, S.L.

Name: _____ Class: _____

1 21 **Listen and number the pictures. Then, listen again and label them.**



1 _____ 5 _____

2 _____ 6 _____

3 _____ 7 _____

4 _____ 8 _____

2 **Complete the questions. Then, write the answers.**

Do | Does

No, I/they don't. | No, he/she doesn't.

Yes, I/they do. | Yes, he/she does.

_____ you collect the eggs? ✓ _____

_____ he milk the cows? ✗ _____

_____ she feed the donkey? ✓ _____

_____ you clean the yard? ✗ _____

_____ they move the sheep? ✓ _____

Richmond Photocopiable © Santillana Educación, S.L.

Name: _____ **Class:** _____

3 Complete the sentences.

1 There is _____ field.
2 There is _____ egg.
3 There are _____ stables.
4 There is _____ donkey.
5 There are _____ chickens.

some
a
an

4 Read and write the words. Then, write the letters.

1 We get _____ from bees.
2 We get _____ from cows.
3 We get _____ from chickens.
4 We make _____, _____ and _____ from milk.

butter eggs cheese
honey yoghurt milk






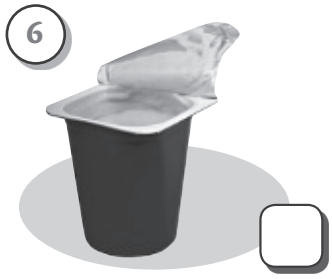

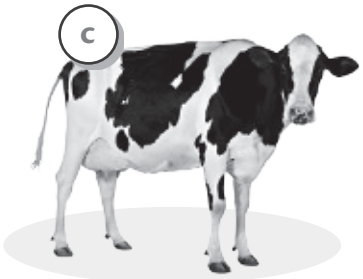

Richmond Photocopiable © Santillana Educación, S.L.

Name: _____ Class: _____

1 22 **Listen and number the pictures. Then, listen again and label them.**



1 _____ 5 _____

2 _____ 6 _____

3 _____ 7 _____

4 _____ 8 _____

2 **Complete the questions. Then, write the answers.**

do | does | don't | doesn't

_____ you collect the eggs? ✓ _____

_____ he milk the cows? ✗ _____

_____ she feed the donkey? ✓ _____

_____ you clean the yard? ✗ _____

_____ they move the sheep? ✓ _____

_____ he feed the chickens? ✗ _____

_____ you clean the stables? ✓ _____

Richmond Photocopiable © Santillana Educación, S.L.

Name: _____ **Class:** _____

3 Complete the sentences.

1 There _____ _____ field.
2 There _____ _____ egg.
3 There _____ _____ stables.
4 There _____ _____ donkey.
5 There _____ _____ chickens.

are | is | some | an | a

4 Write the words. Then, write the letters.

1 We get _____ from bees.
2 We get _____ from cows.
3 We get _____ from chickens.
4 We make _____, _____ and _____ from milk.









Richmond Photocopiable © Santillana Educación, S.L.

Name: _____ Class: _____

1 25 Label the pictures. Then, listen and draw the times.

bank shoe shop hairdresser's baker's chemist's



2 Circle the correct words.

1 It's a quarter **to** / **past** nine.

2 It's a quarter **to** / **past** nine.

3 It's a quarter **to** / **past** three.

4 It's a quarter **to** / **past** two.

5 It's **four o'clock** / **half past four.**

6 It's **half past six** / **six o'clock.**

7 It's **half past eight** / **eight o'clock.**

8 It's **half past twelve** / **twelve o'clock.**

Richmond Photocopiable © Santillana Educación, S.L.

Name: _____ Class: _____

3 Look at the picture and complete the sentences.

at closes past opens to

The bank opens at a quarter _____ ten. It _____ at half past three.

The chemist's _____ at nine o'clock. It closes _____ a quarter _____ five.

4 Look at the picture and answer the questions.

1 What time does the shoe shop open?

_____

2 What time does it close?

_____

3 What time does the baker's open?

_____

4 What time does it close?

_____

5 Look at Activities 3 and 4 and circle *T* (true) or *F* (false).

1	The chemist's opens at half past nine.	T	F
2	The bank closes at half past three.	T	F
3	The shoe shop opens before nine o'clock.	T	F
4	The baker's closes after four o'clock.	T	F

Richmond Photocopiable © Santillana Educación, S.L.

Name: _____ Class: _____

1 26 Label the pictures. Then, listen and draw the times.



2 Cross out and write the correct sentences.

1 It's a quarter past nine. _____

2 It's a quarter past three. _____

3 It's a quarter to three. _____

4 It's a quarter to three. _____

Richmond Photocopiable © Santillana Educación, S.L.

Name: _____ Class: _____

3 Look at the picture and complete the sentences.

The bank opens at a quarter _____ ten. It _____ at half past three.

The chemist's _____ at nine o'clock. It closes _____ a quarter _____ five.

4 Look at the picture and answer the questions.

1 What time does the shoe shop open?

_____

2 What time does it close?

_____

3 What time does the baker's open?

_____

4 What time does it close?

_____

5 Look at Activities 3 and 4 and circle *T* (true) or *F* (false).

1	The chemist's opens at half past nine.	T	F
2	The bank closes at half past three.	T	F
3	The shoe shop opens before nine o'clock.	T	F
4	The baker's closes after four o'clock.	T	F
5	The shoe shop opens before the bank.	T	F
6	The chemist's closes later than the other shops.	T	F

Richmond Photocopiable © Santillana Educación, S.L.

Name: _____ Class: _____

1 30 **Listen and number the pictures.**



2 **Look at the picture and circle *T* (true) or *F* (false).**

1	The giant has got a beard.	T	F
2	The fairy is wearing a cape.	T	F
3	The wizard has got a big hat.	T	F
4	The dwarf hasn't got hair.	T	F
5	The princess is wearing a crown.	T	F
6	The fairy has got a wand.	T	F
7	The wizard is wearing a cape.	T	F

Richmond Photocopiable © Santillana Educación, S.L.

Name: _____ Class: _____

3 Match the halves.

1 The giant lives in...	a doesn't wear a beautiful dress.
2 The wizard needs...	b need a broomstick.
3 The fairy doesn't...	c a wand.
4 The princess...	d wears a crown.
5 The witch...	e the forest.

4 Use the words to complete the sentences. Then match.

wizard magic forest castle cape crown broomstick

Princess Gloria lives in a big old _____ at the top of a mountain. She wears a gold _____ and a beautiful dress.

1

Her best friend is a _____ . His name is Nigel and he lives in a small house in the _____ . Nigel wears a magic _____ and a big black hat. He's got a _____ wand.

2

Nigel doesn't need a car or a bike because he's got a _____ !

3

Richmond Photocopiable © Santillana Educación, S.L.

Name: _____ Class: _____

1 31 **Listen and number the pictures. Then, label them.**



2 **Look at the picture and circle *T* (true) or *F* (false).**

1	The giant has got a beard.	T	F
2	The fairy is wearing a cape.	T	F
3	The wizard has got a big hat.	T	F
4	The dwarf hasn't got hair.	T	F
5	The princess is wearing a crown.	T	F
6	The fairy has got a wand.	T	F
7	The wizard is wearing a cape.	T	F

Richmond Photocopiable © Santillana Educación, S.L.

Name: _____ Class: _____

3 Match the halves.

1 The giant lives in...	a doesn't wear a beautiful dress.
2 The wizard needs...	b needs a club.
3 The fairy doesn't...	c a wand.
4 The princess...	d wears a crown.
5 The witch...	e the forest.
6 The giant...	f need a broomstick.

4 Complete the sentences. Then match.

Princess Gloria lives in a big old _____ at the top of a mountain. She wears a gold _____ and a beautiful dress.

1

Her best friend is a _____ . His name is Nigel and he lives in a small house in the _____ . Nigel wears a magic _____ and a big black hat. He's got a _____ wand.

2

Nigel doesn't need a car or a bike because he's got a _____ !

3

Richmond Photocopiable © Santillana Educación, S.L.

Name: _____ Class: _____

1 34 Listen and number the pictures.



2 Read and write the names in Activity 1.

1 Peter is water-skiing.
2 Malena is collecting shells.
3 Anny is making sandcastles.
4 Joe is making sandcastles.
5 Ian is snorkelling.
6 Lucy is under the umbrella.

Richmond Photocopiable © Santillana Educación, S.L.

Name: _____ Class: _____

3 Write the words in order. Then, match them with the pictures.

1 flag / near / green / Swim / the

_____

2 swim / flag / Don't / the / near / red

_____

3 beach / making / sandcastles / like / the / I / on

_____

4 like / shells / don't / I / collecting

_____

5 need / don't / wetsuit / You / a

_____

4 Match the questions with the answers.

1 What activities do you like best?

2 Do you need flippers?

3 Is there an umbrella on the beach?

4 Are there any shells in your bucket?

5 Do you like surfing?

6 Have you got your flippers?

a No, you don't need them.

b Yes, there is.

c No, there aren't.

d Swimming, surfing and snorkelling.

e Yes, I have.

f Yes, I do.

Richmond Photocopiable © Santillana Educación, S.L.

Name: _____ Class: _____

1 35 **Listen and number the pictures.**



2 **Complete the words. Then, read and write the names in Activity 1.**

1 Peter is w__t__r-s__i__n__ .
2 Malena is c__l__e__t__n__ shells.
3 Anny is making s__n__c__s__l__s.
4 Joe is making __a__d__a__t__e__ .
5 Ian is s__o__k__l__i__g.

Richmond Photocopiable © Santillana Educación, S.L.

Name: _____ **Class:** _____

3 Write the words in order. Then, match them with the pictures.

1 flag / near / green / Swim / the

_____

2 swim / flag / Don't / the / near / red

_____

3 beach / making / sandcastles / like / the / I / on

_____

4 like / shells / don't / I / collecting

_____

5 need / don't / wetsuit / You / a

_____

6 spade / you / Do / a /need / ?

_____

4 Complete the questions. Then, match them with the answers.

1 What activities _____ you like best?

2 _____ you need flippers?

3 _____ there an umbrella on the beach?

4 _____ there any shells in your bucket?

5 _____ you like surfing?

a No, you don't need them.

b Yes, there is.

c No, there aren't.

d Yes, I do.

e Swimming, surfing and snorkelling.

Richmond Photocopiable © Santillana Educación, S.L.

Name: _____ Class: _____

1 14 Listen and circle.

1

2

3

4

5

2 Match the puzzle pieces.

1

2


3
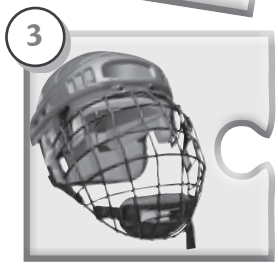

nose

goggles

helmet

curly

straight

gloves

4

5

6


Richmond Photocopiable © Santillana Educación, S.L.

Name: _____ Class: _____

3 Match the halves. Then, classify the words.

peanut	**its**
glov	**ps**
cris	**rts**
anor	**ves**
sho	**es**
biscu	**ots**
oli	**butter**
bo	**ak**

Food

_____
_____
_____
_____

Clothes

_____
_____
_____
_____

4 Look at the picture and answer the questions.



1 Is the boy making a snowman? _____

2 Is the girl sledging? _____

3 Are the other children playing ice hockey? _____

4 Has the boy got an anorak? _____

5 Has the girl got a hat? _____

5 Complete the sentences.

1 Olives are _____ .

2 Lemons are _____ .

3 Ice cream is _____ .

sweet

salty

sour

Richmond Photocopiable © Santillana Educación, S.L.

Name: _____ Class: _____

1 27 Listen and circle the correct pictures.

1

4
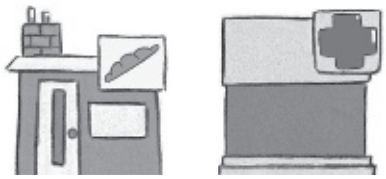

2

5


3


6

2 Label the pictures.

field horse yard stables chicken donkey cow sheep



Richmond Photocopiable © Santillana Educación, S.L.

Name: _____ **Class:** _____

3 Match the questions with the answers.

1 Where is Claude's guitar?
2 Can you play the piano?
3 Can he play the drums?
4 How many cows are there on your farm?
5 Are there any horses in the field?
6 Is there a donkey in your field?

a No, I can't.
b There are six.
c Yes, there are.
d No, there isn't.
e It's on the table.
f Yes, he can.

4 Look at the pictures and write the words. Then match.



On my street there's a bank . [1]
He looks very _____ ! [ ]
She can play the _____ . [ ]
I feed the _____ . [ ]
I _____ the cows. [ ]
They sell bread in the _____ . [ ]

5 Use the words to complete the dialogue.

quarter Does close past doesn't time closes

Julie: What _____ does the hairdresser's open?
David: I think it opens at a _____ to nine.
Julie: And what time does the bank _____ ?
David: It _____ at a quarter to five.
Julie: _____ it open on Saturdays?
David: No, it _____ .

Richmond Photocopiable © Santillana Educación, S.L.

Name: _____ Class: _____

1 36 **Listen and number the pictures.**

2 **Use the words to complete the story.**



castle
beard
crown
dwarf
princess
dress

This story is about a beautiful _____ . She lives in a _____ and she wears a _____ and a beautiful _____ . One day she meets a funny _____ with no hair and a long _____ ... .

Richmond Photocopiable © Santillana Educación, S.L.

Name: _____ Class: _____

3 Read and match the pictures.

The wizard has got a cape.

The princess has got a surfboard.

The giant has got a spade.

The dwarf has got a bucket.

The fairy has got a crown.

4 Circle the correct words.

1 **Do** / **Does** your character need a broomstick?

2 The princess **live** / **lives** in a castle.

3 Don't **swim** / **swims** near the red flag.

4 What activities **do you** / **you do** like best?

5 I like **snorkel** / **snorkelling.**

Richmond Photocopiable © Santillana Educación, S.L.

Name: _____ Class: _____

1 37 Listen and match the pictures.



2 Look at the picture and complete the sentences.

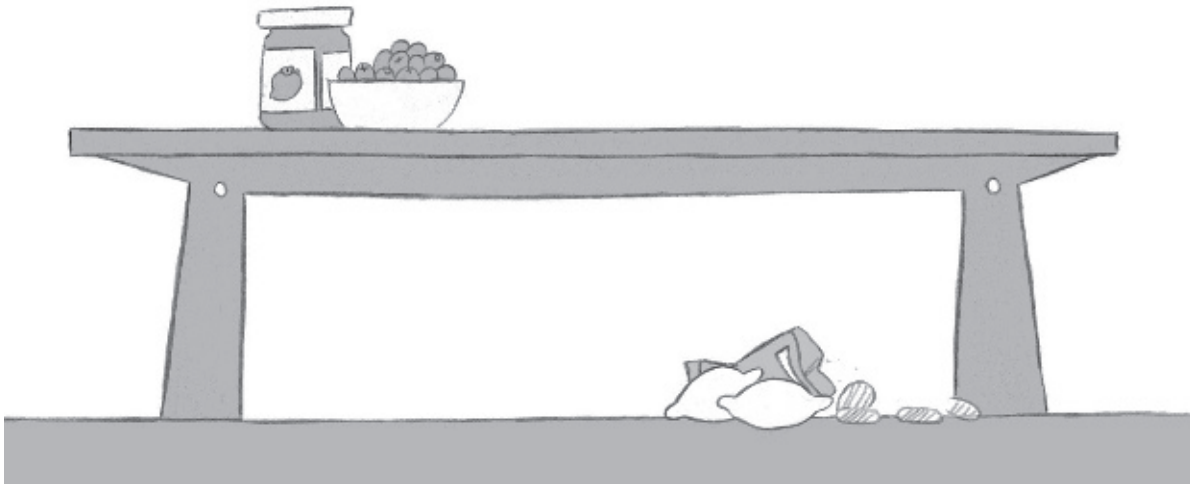

1 The bowl is _____ the table.

2 The olives are _____ the bowl.

3 The jam is _____ the olives.

4 The lemons are _____ the table.

5 The crisps are _____ the lemons.

behind

in

on

under

Richmond Photocopiable © Santillana Educación, S.L.

Name: _____ Class: _____

3 Match the questions with the answers.

1 Has he got a small nose?
2 Do you like cheese?
3 Is he skiing?
4 Is there a cow in the field?
5 Can he play the drums?
6 Are there any chickens in the yard?

a Yes, I do.
b Yes, there is.
c Yes, he can.
d Yes, there are.
e Yes, he is.
f Yes, he has.

4 Look at Activity 3 and write the negative.

1 Yes, I do. _____
2 Yes, there is. _____
3 Yes, he can. _____
4 Yes, there are. _____
5 Yes, he is. _____
6 Yes, he has. _____

5 Label the pictures.

1

_____

2

_____

3

_____

4

_____

5

_____

Richmond Photocopiable © Santillana Educación, S.L.

Name: _____ Class: _____

6 Find nine words. Then, classify them.

s	u	r	p	r	i	s	e	d	s
t	a	m	e	s	b	w	c	d	o
a	n	g	r	y	m	e	l	t	u
b	o	s	c	a	r	e	d	l	r
l	q	w	h	r	j	t	i	e	z
e	g	u	v	d	z	k	y	e	p
s	a	l	t	y	w	x	d	f	h
r	o	s	f	i	e	l	d	h	m

places on a farm	feelings	tastes

7 Complete the text. Then, draw the missing things.



past got cheese horse curly

Hi! My name's Andrew. I've got _____ hair and I've _____ glasses. I've got a _____ sandwich for lunch. It's lunch time now. It's a quarter _____ one. That's a photo of my _____ !

Richmond Photocopiable © Santillana Educación, S.L.

Diagnostic test 1

Narrator: Diagnostic test. Listen and match the pictures.

Narrator: Everybody loves doing sport.
The nurse likes playing football.
The doctor likes cycling.
The cook likes riding.
The driver likes playing basketball.
The dentist likes playing tennis.
The cleaner likes swimming.

Unit 1 test 4

Narrator: Unit 1 test. Listen and write the names.

Narrator: Pamela has got long straight hair and big eyes.
Anna has got short curly hair and small eyes.
Lisa has got long curly hair and a small nose.
Barbara has got short straight hair and a big smiling mouth.
Rose has got long straight hair and small eyes.
Carol has got short curly hair and big eyes.

Unit 1 extension test 5

Narrator: Unit 1 extension test. Listen and number the pictures.

Narrator: One.
This is a photo of Pamela. She has got long straight hair and big eyes.

Narrator: Two.
This is a photo of Anna. She has got short curly hair and small eyes.

Narrator: Three.
This is a photo of Lisa. She has got long curly hair and a small nose.

Narrator: Four.
This is a photo of Barbara. She has got short straight hair and a big smiling mouth.

Narrator: Five.
This is a photo of Rose. She has got long straight hair and small eyes.

Narrator: Six.
This is a photo of Carol. She has got short curly hair and big eyes.

Unit 2 test 8

Narrator: Unit 2 test. Listen and match the pictures.
Boy: Mrs Jones has got some jam and some biscuits. Mr Green has got some apples and some olives. Peter has got a lemon and a bottle of vinegar. Josie has got some peanut butter and some ice cream. I've got some crisps and some cheese. Mmmm I love cheese. My name's Sam.

Unit 2 extension test 9

Narrator: Unit 2 extension test. Listen and match the pictures. Then, complete the sentence.
Boy: Mrs Jones has got some jam and some biscuits. Mr Green has got some apples and some olives. Peter has got a lemon and a bottle of vinegar. Josie has got some peanut butter and some ice cream. I've got some crisps and some cheese. Mmmm I love cheese. My name's Sam.

Unit 3 test 12

Narrator: Unit 3 test. Listen and number the pictures. Then, label them.

Narrator: One.
Woman: Look! He's skating!

Narrator: Two.
Woman: Look! They're playing ice hockey!

Narrator: Three.
Woman: Look! They're putting goggles on!

Narrator: Four.
Woman: Look! He's sledging!

Narrator: Five.
Woman: Look! He's putting a hat on!

Narrator: Six.
Woman: Look! They're putting boots on!

Narrator: Seven.
Woman: Look! They're skiing!

Narrator: Eight.
Woman: Look! He's putting a coat on!

Narrator: Nine.
Woman: Look! They're throwing snowballs!

Narrator: Ten.
Woman: Look! He's putting a helmet on!

Richmond Photocopiable © Santillana Educación, S.L.

Unit 3 extension test 13

Narrator: Unit 3 extension test. Listen and number the pictures. Then, listen again and label the actions.

Narrator: One.
Woman: Look! He's skating!

Narrator: Two.
Woman: Look! They're playing ice hockey!

Narrator: Three.
Woman: Look! They're putting goggles on!

Narrator: Four.
Woman: Look! He's sledging!

Narrator: Five.
Woman: Look! He's putting a hat on!

Narrator: Six.
Woman: Look! They're putting boots on!

Narrator: Seven.
Woman: Look! They're skiing!

Narrator: Eight.
Woman: Look! He's putting a coat on!

Narrator: Nine.
Woman: Look! They're throwing snowballs!

Narrator: Ten.
Woman: Look! He's putting a helmet on!

End of term 1 test 14

Narrator: End of term 1 test. Listen and circle.

Narrator: One.
Boy: Where are my shorts, Mum?

Narrator: Two.
Boy: Oh dear! The teacher is very angry.

Narrator: Three.
Girl: I love jam, especially strawberry jam.

Narrator: Four.
Boy: Look! He's sledging!

Narrator: Five.
Girl: She's wearing an anorak!

Unit 4 test 17

Narrator: Unit 4 test. Listen and tick (✓) the words you hear. Then, cross (✗) the ones you don't.

Narrator: One.
A piano, a guitar and some drums.

Narrator: Two.
A triangle, a guitar and a piano.

Narrator: Three.
A red nose, a costume and a script.

Narrator: Four.
A pair of ballet shoes, a leotard and a red nose.

Narrator: Five.
A piano, a pair of ballet shoes and a costume.

Unit 4 extension test 18

Narrator: Unit 4 extension test. Listen and tick (✓) the words you hear. Then, cross (✗) the ones you don't.

Narrator: One.
A piano, a guitar and some drums.

Narrator: Two.
A triangle, a guitar and a piano.

Narrator: Three.
A red nose, a costume and a script.

Narrator: Four.
A pair of ballet shoes, a leotard and a red nose.

Narrator: Five.
A piano, a pair of ballet shoes and a costume.

Richmond Photocopiable © Santillana Educación, S.L.

Unit 5 test 21

Narrator: Unit 5 test. Listen and number the pictures. Then, listen again and label them.

Narrator: One.
This is the stable.

Narrator: Two.
This is the yard.

Narrator: Three.
That's the field.

Narrator: Four.
Look! There are some cows.

Narrator: Five.
Look! There are some sheep.

Narrator: Six.
Look! There are some chickens.

Narrator: Seven.
Look! There's a donkey.

Narrator: Eight.
Look! There are some horses.

Unit 5 extension test 22

Narrator: Unit 5 extension test. Listen and number the pictures. Then, listen again and label them.

Narrator: One.
This is the stable.

Narrator: Two.
This is the yard.

Narrator: Three.
That's the field.

Narrator: Four.
Look! There are some cows.

Narrator: Five.
Look! There are some sheep.

Narrator: Six.
Look! There are some chickens.

Narrator: Seven.
Look! There's a donkey.

Narrator: Eight.
Look! There are some horses.

Unit 6 test 25

Narrator: Unit 6 test. Label the pictures. Then, listen and draw the times.

Woman: What time does the chemist's open?
Man: It opens at a quarter past ten.

Woman: What time does the hairdresser's open?
Man: It opens at nine o'clock.

Man: What time does the bank open?
Woman: It opens at a quarter to ten.

Woman: What time does the baker's open?
Man: It opens at a quarter past eleven.

Man: What time does the shoe shop open?
Woman: It opens at half past four.

Unit 6 extension test 26

Narrator: Unit 6 extension test. Label the pictures. Then, listen and draw the times.

Woman: What time does the chemist's open?
Man: It opens at a quarter past ten.

Woman: What time does the hairdresser's open?
Man: It opens at nine o'clock.

Man: What time does the bank open?
Woman: It opens at a quarter to ten.

Woman: What time does the baker's open?
Man: It opens at a quarter past eleven.

Man: What time does the shoe shop open?
Woman: It opens at half past four.

End of term 2 test 27

Narrator: End of term 2 test. Listen and circle the correct pictures.

Narrator: One.
Girl: Dad! Where's my leotard? I can't find it!

Narrator: Two.
Boy: I can play the recorder.

Narrator: Three.
Girl: On my farm there's a donkey.

Narrator: Four.
Boy: What time does the chemist's open?

Narrator: Five.
Girl: Hurry up! It's a quarter past eleven!

Narrator: Six.
Boy: We make yoghurt with milk.

Richmond Photocopiable © Santillana Educación, S.L.

Unit 7 test 30

Narrator: Unit 7 test. Listen and number the pictures.

Narrator: One.
Look at the wizard! He's got a hat and a magic wand.

Narrator: Two.
Look at the wizard's cape. It's very big.

Narrator: Three.
The giant lives in the forest too. He's got a very big house of course.

Narrator: Four.
The princess lives in a castle with her mum and dad.

Narrator: Five.
She wears a special crown and she's beautiful.

Narrator: Six.
She's got two special friends too – one is a fairy called Tinkerbell.

Narrator: Seven.
The other one is a dwarf called Tiny.

Unit 7 extension test 31

Narrator: Unit 7 extension test. Listen and number the pictures. Then, label them.

Narrator: One.
Look at the wizard! He's got a hat and a magic wand.

Narrator: Two.
Look at the wizard's cape. It's very big.

Narrator: Three.
The giant lives in the forest too. He's got a very big house of course.

Narrator: Four.
The princess lives in a castle with her mum and dad.

Narrator: Five.
She wears a special crown and she's beautiful.

Narrator: Six.
She's got two special friends too – one is a fairy called Tinkerbell.

Narrator: Seven.
The other one is a dwarf called Tiny.

Unit 8 test 34

Narrator: Unit 8 test. Listen and number the pictures.

Narrator: One.
Girl: These shells are pretty.

Narrator: Two.
Girl: I've got a nice bucket.

Narrator: Three.
Man: What a lot of pebbles!

Narrator: Four.
Boy: I'm wearing my trunks.

Narrator: Five.
Woman: It's hot, but I've got an umbrella.

Narrator: Six.
Man: I can swim fast with my flippers.

Narrator: Seven.
Man: And I need goggles.

Narrator: Eight.
Boy: Look at the surfboard.

Unit 8 extension test 35

Narrator: Unit 8 extension test. Listen and number the pictures.

Narrator: One.
Girl: These shells are pretty.

Narrator: Two.
Girl: I've got a nice bucket.

Narrator: Three.
Man: What a lot of pebbles!

Narrator: Four.
Boy: I'm wearing my trunks.

Narrator: Five.
Woman: It's hot, but I've got an umbrella.

Narrator: Six.
Man: I can swim fast with my flippers.

Narrator: Seven.
Man: And I need goggles.

Narrator: Eight.
Boy: Look at the surfboard.

Richmond Photocopiable © Santillana Educación, S.L.

End of term 3 test 36

Narrator: End of term 3 test. Listen and number the pictures.

Narrator: One.
Girl: In my favourite fairy tale there's a giant.

Narrator: Two.
Girl: I like stories about a beautiful princess.

Narrator: Three.
Boy: A wizard can do magic!

Narrator: Four.
Girl: There's a dwarf in this story.

Narrator: Five.
Boy: Look! There's a fairy in this story.

Narrator: Six.
Girl: Look! They're making sandcastles.

Narrator: Seven.
Girl: I love collecting shells.

Narrator: Eight.
Girl: Do you like water-skiing?

Narrator: Nine.
Boy: On this beach there's a big rock pool.

Narrator: Ten.
Girl: I'm tired. I need a deck chair.

End of year test 37

Narrator: End of year test. Listen and match the pictures.

Narrator:
The giant can play the recorder.
The fairy can play the tambourine.
The wizard can play the guitar.
The princess can play the drums.
The dwarf can play the piano.

Richmond Photocopiable © Santillana Educación, S.L.

My school timetable

	MONDAY	TUESDAY	WEDNESDAY	THURSDAY	FRIDAY
Morning					
BREAK					
Afternoon					

¡HOLA!

HELLO!

Richmond Photocopiable © Santillana Educación, S.L.

Things I can do to help at home

walk the dog

take out
the rubbish

make my bed

MONDAY	TUESDAY	WEDNESDAY	THURSDAY	FRIDAY

lay the table

wash the dishes

clean my bedroom

Richmond Photocopiable © Santillana Educación, S.L.

My friends list

Name	Telephone number	Address	Email	Birthday

Richmond Photocopiable © Santillana Educación, S.L.

Richmond ®
58 St Aldates
Oxford OX1 1ST
United Kingdom

© Santillana Educación, S.L. 2014

Writers: Victoria Bewick, Katherine Bilsborough

Recordings: EFS Television Production Ltd.

Publishing Director: María Lera
Managing Editor: Miranda Friel
Editorial Team: Grace Lloyd, Elsa Rivera Albacete, Silvia Ruiz Calvo, Andrea Turner
Digital Managing Editor: Virginia Santidrián Ruiz

The editors would like to thank all those teachers and consultants who provided invaluable help and insight with their participation in this book.

Art Director: José Crespo
Cover Design: Manuel Estrada
Design and layout: Marina Gómez Mut
Art Coordination: Rosa Marín, Javier Tejeda

Illustrator: Pablo Álvarez Rosendo

Photo Researcher: Amparo Rodríguez
Technical Director: Ángel García Encinar
Technical Coordination: Rocío Lominchar Romero

Photos:
A. Toril; C. Contreras; D. López; I. Codina; J. Jaime/Francisco Arribas; J. Lucas; Mejón; Prats i Camps; S. Enríquez/Aguazul; S. Padura; COMSTOCK; *GARCÍA-PELAYO/Juancho;* GETTY IMAGES SALES SPAIN/Photos.com Plus, Thinkstock, Thinkstock/jupiterimages; HIGHRES PRESS STOCK/ AbleStock.com; I. PREYSLER; ISTOCKPHOTO/Getty Images Sales Spain; PHOTODISC; STOCK PHOTOS; STOCKBYTE; MATTON-BILD; PHILIPS; SERIDEC PHOTOIMAGENES CD/Image Source Limited; ARCHIVO SANTILLANA

Printed in Spain
ISBN: 978-84-668-2012-7
DL: M-32690-2013
CP: 491915

All rights reserved.
No part of this work may be reproduced, stored in a retrieval system or transmitted in any form, electronic, mechanical, photocopying or otherwise without the prior permission in writing of the copyright holders. Any infraction of the rights mentioned would be considered a violation of the intellectual property (Article 270 of the Penal Code). If you need to photocopy or scan any fragment of this work, contact CEDRO (Centro Español de Derechos Reprográficos, www.cedro.org).

Every effort has been made to trace the holders of copyright, but if any omissions can be rectified, the publishers will be pleased to make the necessary arrangements.