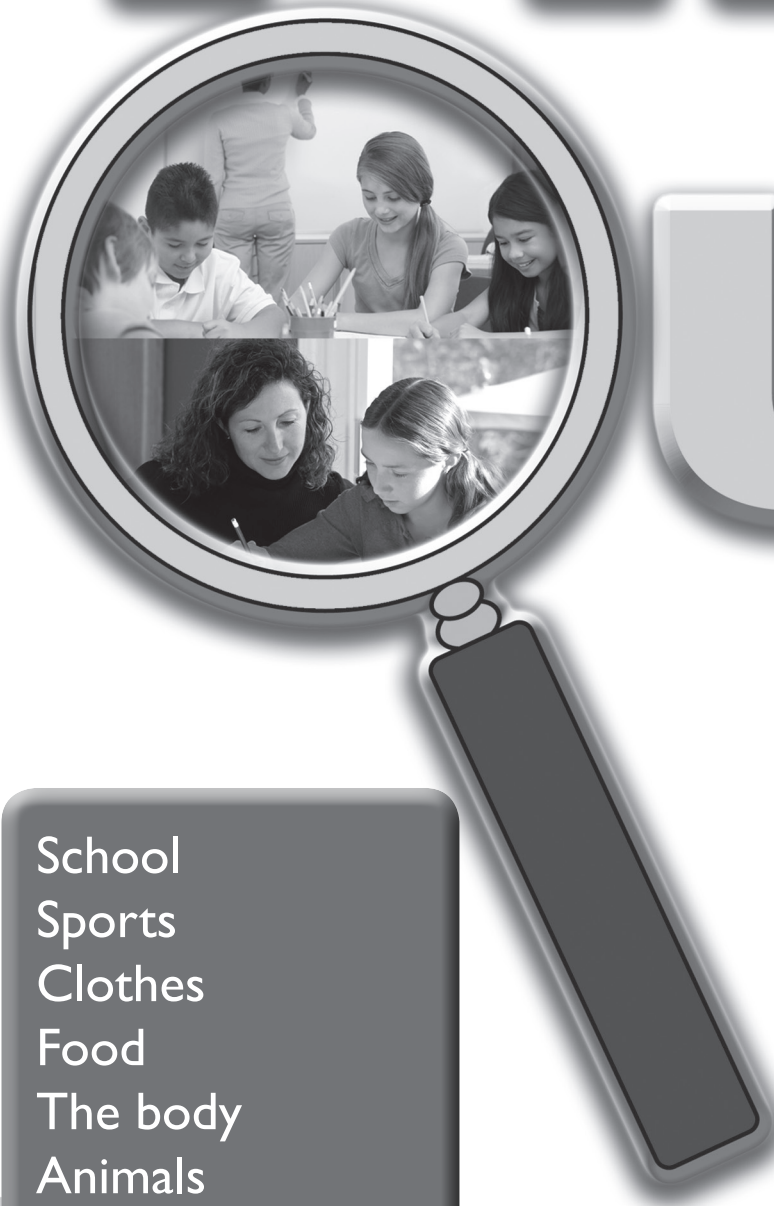


# Find out! 3



School  
Sports  
Clothes  
Food  
The body  
Animals  
Free time activities  
A traditional tale

Material promocional de muestra  
para Andalucía incluyendo contenido del  
Activity Book y el Tests & Photocopiable  
resources CD de **Bugs World 3**.


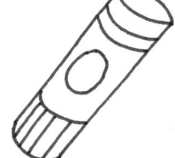


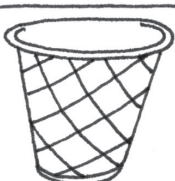



**Nota para padres/tutores:** si quiere  
más práctica de inglés para sus hijos,  
solicite el **Activity Book de Bugs World 3**  
(isbn: 978-0-230-71915-6) en su librería  
habitual.






## School

## Reinforcement worksheet I

### 1 Match.

① 	<p>a board a bin a clock a cupboard scissors a notebook crayons a pen</p>	⑤ 
② 		⑥ 
③ 		⑦ 
④ 		⑧ 

### 2 Complete the sentences.

① 	In my school bag, I've got <u>scissors</u> .
② 	In my school bag, I've got a _____.
③ 	In my school bag, I've got _____.
④ 	In my school bag, I've got scissors and _____.

## School

## Reinforcement worksheet 2

### 3 Match and write.

In my school bag . . .

①			I've got a <u>pencil</u> .
②			I've got a _____.
③			I've got a _____.
④			I've got _____.
⑤			I've got _____.


### 4 Write the words in order.

~~Monday~~ Wednesday Saturday Tuesday  
Thursday Sunday Friday

- ① Monday : school
- ② \_\_\_\_\_ : school
- ③ \_\_\_\_\_ : school
- ④ \_\_\_\_\_ : school
- ⑤ \_\_\_\_\_ : school
- ⑥ \_\_\_\_\_ : no school!
- ⑦ \_\_\_\_\_ : no school!

## Extension worksheet I

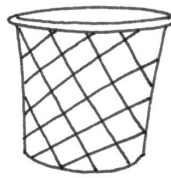
### 1 Look and write.



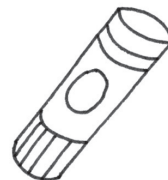
ekobonto



kolcc



nbi



lgeu

① a notebook

② a \_\_\_\_\_

③ a \_\_\_\_\_

④ \_\_\_\_\_




gab loscho



rssosics



obrad



ucbpoadr

⑤ a \_\_\_\_\_

⑥ \_\_\_\_\_

⑦ a \_\_\_\_\_

⑧ a \_\_\_\_\_

### 2 Order the questions. Look in your school bag. Circle.

① Have glue you got? Yes, I have. No, I haven't.  
Have you got glue?

② scissors got you Have Yes, I have. No, I haven't.  
 \_\_\_\_\_?

③ clock Have got you a Yes, I have. No, I haven't.  
 \_\_\_\_\_?

④ got pen Have you a Yes, I have. No, I haven't.  
 \_\_\_\_\_?

⑤ pencil you got Have a Yes, I have. No, I haven't.  
 \_\_\_\_\_?



## School



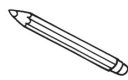
6 Write the words.



a pen



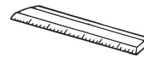
a notebook



a pencil



a poster



a ruler




a book

Three things we make from paper	Three things we don't make from paper
<i>a poster</i>	

7 Read and match.

- Paper comes from trees.
- We make books, notebooks, posters and newspapers from paper.
- People put old paper in recycling bins.
- Factories recycle the paper.

a



b



c







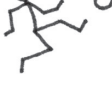

d









## Sports

## Reinforcement worksheet I

### 1 Match and write.

roller	key	1		<u>rollerblade</u>
ride a	ball	2		_____
play bask	im	3		_____
play hoc	blade	4		_____
play foot	etball	5		_____
sw	bike	6		_____

### 2 Read and match.

1 	I can swim.	4 
2 	I can't swim.	5 
3 	I can rollerblade.	6 
	I can't rollerblade.	
	I can ride a bike.	
	I can play hockey.	

## Sports

## Reinforcement worksheet 2

### 3 Write sentences.

1



I can swim.

2



\_\_\_\_\_.

3



\_\_\_\_\_.

4



\_\_\_\_\_.

### 4 Match and write.

I've got a helmet. I've got swimming shorts.  
I've got a hockey stick. I've got a ~~football~~.  
I've got a swimming costume.

1



I've got a football.

3



\_\_\_\_\_.

5



\_\_\_\_\_.

\_\_\_\_\_.

2



4



## Sports

## Extension worksheet

1 Write. Find the secret word.

①



p l a y / h o c k e y

③



⑤



②



④



⑥



The secret word is: h o c k e y

2 Circle.

① Hoot can / can't swim.

② Hoot can / can't ride a bike.

③ Hoot can / can't play hockey.

④ Hoot can / can't rollerblade.


⑤ Hoot can / can't play football.

⑥ Hoot can / can't play basketball



## Sports

## Extension worksheet I



6 Write *can* or *can't*.

- ① We can ride a bike on our own.
- ② We can't play football on our own.
- ③ We \_\_\_\_\_ rollerblade on our own.
- ④ We \_\_\_\_\_ play basketball on our own.
- ⑤ We \_\_\_\_\_ swim on our own.
- ⑥ We \_\_\_\_\_ play hockey on our own.

7 Listen and match.

① football

② volleyball

③ hockey

④ basketball



six players



eleven players



five players



eleven players



## Clothes

## Reinforcement worksheet

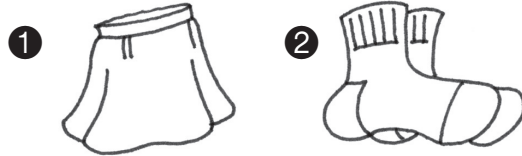
### 1 Write the words.

jeans T-shirt

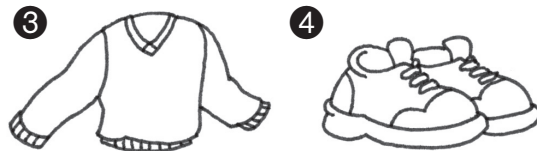
~~skirt~~ socks

shoes jumper


hat scarf



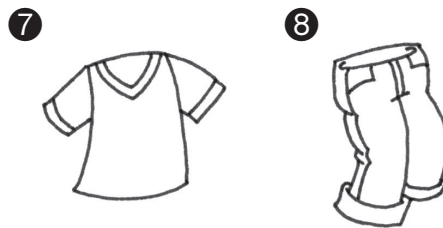
a skirt \_\_\_\_\_



a \_\_\_\_\_



a \_\_\_\_\_ a \_\_\_\_\_



a \_\_\_\_\_

### 2 True ☒ or false ☐?

- ① Hoot is wearing glasses. ☒
- ② Hoot isn't wearing a scarf. ☐
- ③ Hoot is wearing a skirt. ☐
- ④ Hoot is wearing a hat. ☐
- ⑤ Hoot isn't wearing a jumper. ☐
- ⑥ Hoot isn't wearing shoes. ☐



## Clothes

## Reinforcement worksheet

### 3 Match.

①



It's a moustache.

It's a wig.

③



②



It's an earring.

It's a mask.

④



### 4 Look and write *is* or *isn't*.



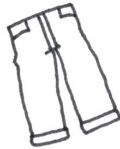
- ① Bobby isn't wearing a scarf.
- ② Bobby \_\_\_\_\_ wearing a T-shirt.
- ③ Bobby \_\_\_\_\_ wearing a hat.
- ④ Bobby \_\_\_\_\_ wearing shoes and socks.
- ⑤ Bobby \_\_\_\_\_ wearing jeans.
- ⑥ Bobby \_\_\_\_\_ wearing a jumper.
- ⑦ Bobby \_\_\_\_\_ wearing a skirt.
- ⑧ Bobby \_\_\_\_\_ wearing a moustache.
- ⑨ Bobby \_\_\_\_\_ wearing a wig.
- ⑩ Bobby \_\_\_\_\_ wearing an earring.

## Clothes

## Extension worksheet

### 1 Write the words. Find the secret word.

①



j e a n s  
1

②



— — 2 — —

③



a — 3 — — —

④



a — 4 — — —

⑤



a — 5 — — — —

The secret word is y — — — —  
1 2 3 4 5

### 2 Write sentences.

①



④



① He's wearing a jumper.

②



⑤



② \_\_\_\_\_.

③



⑥



③ \_\_\_\_\_.

④ \_\_\_\_\_.

⑤ \_\_\_\_\_.

⑥ \_\_\_\_\_.


## Clothes



Social  
Science

6 Label. Complete the sentences.

cotton ~~sheep~~ wool cotton plants Wool cotton plants





1 sheep 2 \_\_\_\_\_ 3 \_\_\_\_\_ 4 \_\_\_\_\_

5 Cotton comes from \_\_\_\_\_.

6 \_\_\_\_\_ comes from sheep.

7 Sort and write.

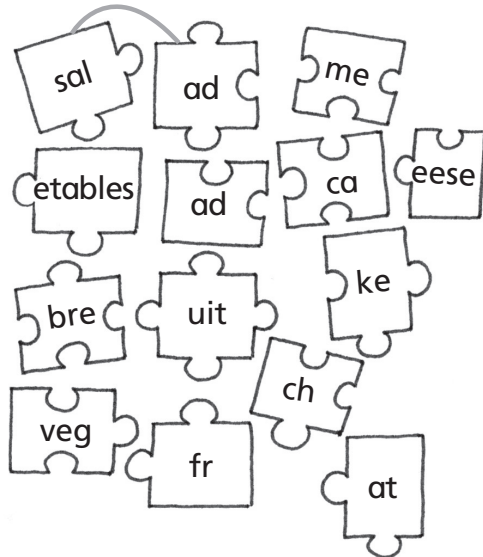









wool	wool and cotton	cotton
<u>a jumper</u>	_____	_____
_____	_____	_____

## Food





## Reinforcement worksheet I









### 1 Match and write.



- 1  salad
- 2  \_\_\_\_\_
- 3  \_\_\_\_\_
- 4  \_\_\_\_\_
- 5  \_\_\_\_\_
- 6  \_\_\_\_\_
- 7  \_\_\_\_\_

### 2 Read and match.

- 1  "I like fruit."
- 2  "I like cheese."
- 3  "I don't like fruit."
- 4  "I don't like cheese."

- a  
- b  
- c  
- d  



## Food

## Reinforcement worksheet 2

3 Match. Write like or don't like.

1  I don't like salad.

2  I \_\_\_\_\_ meat.

3  I \_\_\_\_\_ vegetables.


4  I \_\_\_\_\_ vegetables.




4 Match and write.


Can I have pasta and salad, please?  
~~Can I have pizza, please?~~  
 Can I have a kebab, please?  
 Can I have fish and chips, please?

1  Can I have pizza, please?




2  \_\_\_\_\_ ?



3  \_\_\_\_\_ ?



4  \_\_\_\_\_ ?



## Food

## Extension worksheet 1

### 1 Complete the song.

#### My favourite food

I like salad.



I like \_\_\_\_\_ too.



But I don't like \_\_\_\_\_ !



I like \_\_\_\_\_ .

Yes, I love cake.



My favourite food is cake!

I like \_\_\_\_\_ .



I like \_\_\_\_\_ too.



But I don't like \_\_\_\_\_ !



I like \_\_\_\_\_ .

Yes, I love fruit.



My favourite food is fruit.



Look at page 23  
in the Pupil's Book  
to check your  
answers.

### 2 Write.



1

I don't like meat.

2

\_\_\_\_\_ .

3

\_\_\_\_\_ .

4

\_\_\_\_\_ .

5

\_\_\_\_\_ .

## Food



6 Label. Complete the sentences.

milk      wheat      cows      ~~flour~~      cows      wheat



1 flour



2 \_\_\_\_\_



3 \_\_\_\_\_



4 \_\_\_\_\_

5 Milk comes from \_\_\_\_\_.

6 Flour comes from \_\_\_\_\_.

7 Sort and write.

We can find flour in:

cake




We can find milk in:

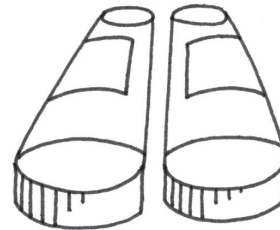

## The body

## Reinforcement worksheet I

### 1 Match and write.



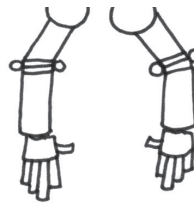

<del>body</del>	feet	fingers
legs	head	arms



① a body

② \_\_\_\_\_

③ \_\_\_\_\_



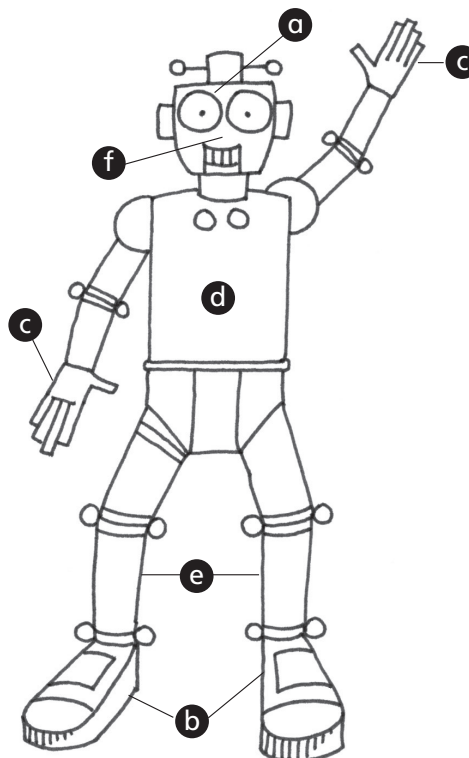
④ \_\_\_\_\_

⑤ a

⑥ \_\_\_\_\_

### 2 Read, match and colour.


- ① My robot has got a pink head. ☐ a
- ② He has got a blue body. ☐
- ③ He has got green legs. ☐
- ④ He has got red feet. ☐
- ⑤ He has got yellow hands. ☐
- ⑥ He hasn't got a nose. ☐



## The body

## Reinforcement worksheet 2

3 Look and write has got **or** hasn't got.



- 1 This robot has got a body.
- 2 This robot \_\_\_\_\_ a nose.
- 3 This robot \_\_\_\_\_ two arms.
- 4 This robot \_\_\_\_\_ toes.
- 5 This robot \_\_\_\_\_ fingers.
- 6 This robot \_\_\_\_\_ two legs.

4 True ☒ or false ☒?

### Robot Information

Model: SuperXII

Name: Monty


#### Help in the house

cooks ✓  
cleans ✓  
washes ✓  
sews ✗

#### Physical characteristics

legs 2  
nose 1  
toes 0  
arms 4

- 1 He cooks. ☒
- 2 He cleans and washes. ☐
- 3 He sews. ☐
- 4 He's got two legs. ☐
- 5 He hasn't got toes. ☐
- 6 He's got two arms. ☐


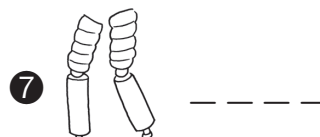
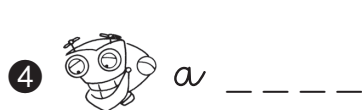
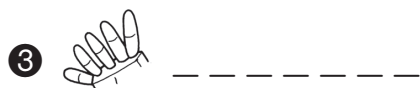
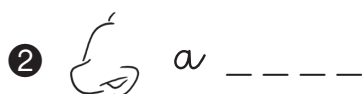




## The body

## Extension worksheet I

### 1 Find and write.



F	E	E	T
L	E	G	S
F	T	H	B
I	O	F	O
N	E	A	D
G	S	N	Y
E	A	O	H
R	R	S	E
S	M	E	A
H	A	N	D

### 2 Read and draw.

My robot has got a yellow head  
and a yellow body.

He's got four pink arms  
and three blue legs.

He's got green hands  
with three fingers.

He's got white feet and  
he hasn't got toes.

My robot

## The body




6 Put the words in order.



1 energy food from Our comes

Our energy

2 a comes energy from My battery



7 Calculate. Write plus  or minus .

1 five



four = nine

2 ten



seven = three

3 twelve



six = eighteen

4 fourteen



thirteen = one

5 twenty-one



nine = thirty

6 thirty



five = twenty-five

7 thirteen



eleven = two

## Animals

## Reinforcement worksheet 1

1 Write. Find the secret word.

~~tiger~~ parrot flamingo  
zebra elephant giraffe

1



t i g e r

2



\_\_\_\_\_

4


3



\_\_\_\_\_

1

4



\_\_\_\_\_

6

2

5



\_\_\_\_\_

3

6



\_\_\_\_\_

5

The secret word is:

1 2 3 4 5 6

2 Look. Circle the answer.



- 1 The parrot / flamingo is on the house.
- 2 The zebra/flamingo is under the house.
- 3 The monkey/zebra is in the tree.
- 4 The giraffe/parrot is behind the tree.
- 5 The zebra/tiger is in the house.

## Animals

## Reinforcement worksheet 2

### 3 Complete the sentences.

under ~~in~~ on in behind

1



1 The parrot's in the tree.

2



2 The flamingo's \_\_\_\_\_ the tree.

4



3 The tiger's \_\_\_\_\_ the tree.

4 The monkey's \_\_\_\_\_ the house.

3



5 The zebra's \_\_\_\_\_ the house.

5



### 4 Match.

a



1 Leopards run. d

d



b



2 Frogs jump. \_\_\_\_\_

e



c



3 Fish swim. \_\_\_\_\_

4 Tigers hunt. \_\_\_\_\_

f



5 Parrots fly. \_\_\_\_\_


6 Monkeys climb. \_\_\_\_\_

## Animals

## Extension worksheet I







### 1 Read and match.

- ① The monkey's in the tree. a
- ② The monkey's behind the tree. \_\_\_\_\_
- ③ The parrot's under the tree. \_\_\_\_\_
- ④ The zebra's behind the tree. \_\_\_\_\_
- ⑤ The flamingo's in the tree. \_\_\_\_\_
- ⑥ The elephant's on the tree. \_\_\_\_\_



### 2 Write and circle.



- ① Is the  monkey in the house?  
Yes, it is. / No, it isn't.
- ② Is the  \_\_\_\_\_ behind the tree?  
Yes, it is. / No, it isn't.
- ③ Is the  \_\_\_\_\_ on the house?  
Yes, it is. / No, it isn't.
- ④ Is the  \_\_\_\_\_ behind the house?  
Yes, it is. / No, it isn't.
- ⑤ Is the  \_\_\_\_\_ on the house?  
Yes, it is. / No, it isn't.
- ⑥ Is the  \_\_\_\_\_ under the house?  
Yes, it is. / No, it isn't.



## Animals



### 6 Read and match.



a parrot



a snow leopard



a snowy owl



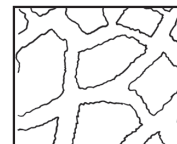
a tree frog



- 1 The snow leopard is ...  ... green feathers.
- 2 The parrot has got ...  ... white and black.
- 3 The tree frog is ...  ... white feathers.
- 4 The snowy owl has got ...  ... green.

### 7 Put the words in order. Colour.

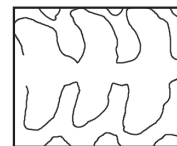
- 1 brown yellow and giraffe The is  
The giraffe is brown and yellow



- 2 and The black zebra white is  
 \_\_\_\_\_



- 3 snake green is and The brown  
 \_\_\_\_\_



- 4 is tiger orange The black and  
 \_\_\_\_\_



## Free time activities

## Reinforcement worksheet I

### 1 Look and match.




go fishing



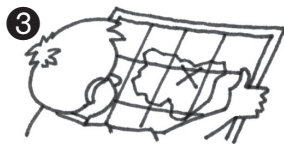
look for shells



play frisbee



go snorkelling




make a sandcastle



look for treasure

### 2 Look and write.



1 I want to look for treasure.


I want to \_\_\_\_\_.



I want to \_\_\_\_\_.



I want to \_\_\_\_\_.



I want to \_\_\_\_\_.








## Free time activities

## Reinforcement worksheet 2

**3 Match. Write** Yes, I do **or** No, I don't.

- ① Do you want to look for shells?
- ② Do you want to look for treasure?
- ③ Do you want to play frisbee?
- ④ Do you want to go snorkelling?
- ⑤ Do you want to make a sandcastle?

- a  \_\_\_\_\_.
- b  \_\_\_\_\_.
- c  \_\_\_\_\_.
- d  No, I don't.
- e  \_\_\_\_\_.

**4 Complete the table. Write sentences.**

At the beach	Vicky	You
① Look for shells	✓	
② Play frisbee	✓	
③ Make a sandcastle	✗	
④ Go snorkelling	✓	

At the beach . . .

- ① I want to look for shells.
- ② I want to play frisbee.
- ③ I don't want to make a sandcastle.
- ④ I want to go snorkelling.

by Vicky









At the beach . . .

- ① I want to \_\_\_\_\_.
  - ② I want to \_\_\_\_\_.
  - ③ I don't want to \_\_\_\_\_.
  - ④ I don't want to \_\_\_\_\_.
- by \_\_\_\_\_

## Free time activities

## Extension worksheet I

### 1 Match and write.


go	shells	①		go fishing
look for	fishing	②		_____
look for	snorkelling	③		_____
play	treasure	④		_____
make a	frisbee	⑤		_____
go	sandcastle	⑥		_____

### 2 Order and match. Answer Yes, I do or No, I don't.


① want Do you to snorkelling go

Do you want to go snorkelling?  Yes, I do.

② make want a sandcastle Do you to

\_\_\_\_\_?  \_\_\_\_\_.

③ play Do you frisbee want to

\_\_\_\_\_?  \_\_\_\_\_.

④ look for want Do shells you to

\_\_\_\_\_?  \_\_\_\_\_.


## Free time activities

## Extension worksheet I


Social  
Science




### 6 Colour the flags. Match.



be careful



safe



dangerous



Look at the  
flag. It's green.



Look at the  
flag. It's red.



Look at the  
flag. It's yellow.

### 7 Make sentences. Write.

- |   |              |                  |                                  |
|---|--------------|------------------|----------------------------------|
| 1 | When you see | the green flag,  | you can't swim.                  |
| 2 | When you see | the yellow flag, | you can swim.                    |
| 3 | When you see | the red flag,    | you can swim,<br>but be careful. |

- 1 When you see the yellow flag, you can swim,  
but be careful
- 2 \_\_\_\_\_
- 3 \_\_\_\_\_

## A traditional tale

## Reinforcement worksheet I

### 1 Match and write.

1



robbers

2




3



~~robbers~~ king money clothes queen castle


4



5



6



### 2 Read and write.

- 1 The king lives in a castle.
- 2 The queen loves the \_\_\_\_\_.
- 3 The robbers want the \_\_\_\_\_.
- 4 Clever people can see the \_\_\_\_\_.
- 5 The \_\_\_\_\_ wants to see the clothes.
- 6 The \_\_\_\_\_ make the clothes.





## A traditional tale

## Reinforcement worksheet 2


### 3 Match.

①



It's eight o'clock.

②



It's half past two.

It's six o'clock.

It's three o'clock.


It's half past seven.

It's nine o'clock.


③



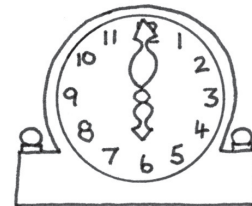
④




⑤




⑥




### 4 Write.



① It's four o'clock.



③ It's eleven \_\_\_\_\_.



② It's \_\_\_\_\_ nine.



④ It's half past \_\_\_\_\_.

## A traditional tale

## Extension worksheet I

### 1 Find and write the words.

1



king

2



3



4



7



6



5



L	R	S	T	L	Q	C	L
M	O	N	E	Y	K	L	Q
G	B	K	I	N	G	O	U
I	B	Q	B	C	M	T	E
Q	E	N	B	A	K	H	E
U	R	N	G	S	R	E	N
N	S	C	L	T	B	S	E
K	S	E	W	L	M	T	K
G	W	T	A	E	Y	H	Y

### 2 Match. Write the sentences.

1 The king lives

The king lives in a castle.

the money.

2 The queen loves

in a castle.

3 The robbers want

the king.

4 Clever people can

can't see the clothes.

5 Silly people

see the clothes.

## A traditional tale

## Extension worksheet I



### 5 Read and match.

1



2



3



Kings and  
queens

Spain

Britain

money

stamps

The Queen of Britain

The King of Spain

4



5



6




### 6 Read and write.

Madrid Britain Juan Carlos Spain ~~Elizabeth~~ London



The Queen of Britain

- 1 The Queen's name is Elizabeth.
- 2 She lives in a palace in \_\_\_\_\_.
- 3 We can see her head on money and stamps in \_\_\_\_\_.



The King of Spain

- 4 The King's name is \_\_\_\_\_.
- 5 He lives in a palace in \_\_\_\_\_.
- 6 We can see his head on money and stamps in \_\_\_\_\_.