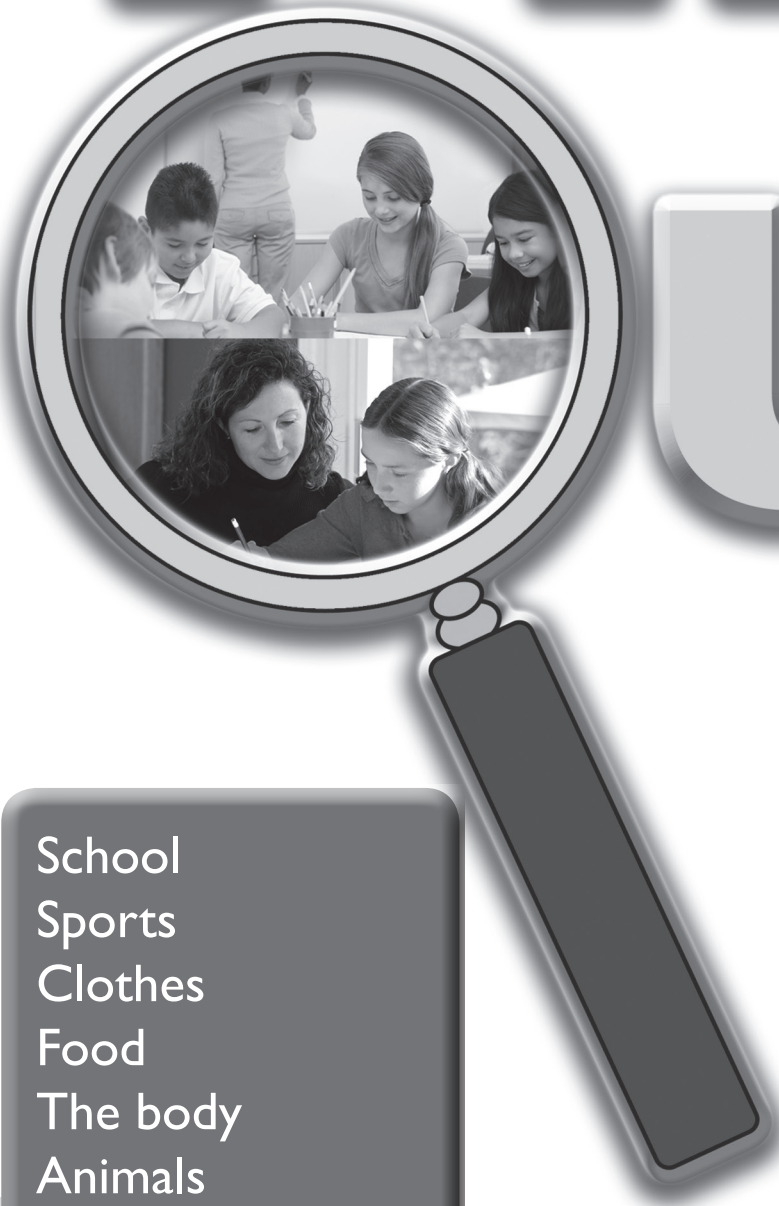


Find out! 3



School
Sports
Clothes
Food
The body
Animals
Free time activities
A traditional tale




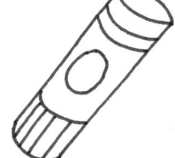


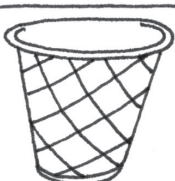



MACMILLAN

Bugs World 3.




School

Reinforcement worksheet I

1 Match.

① 	<p>a board a bin a clock a cupboard scissors a notebook crayons a pen</p>	⑤ 
② 		⑥ 
③ 		⑦ 
④ 		⑧ 

2 Complete the sentences.


① 	In my school bag, I've got <u>scissors</u> .
② 	In my school bag, I've got a _____.
③ 	In my school bag, I've got _____.
④ 	In my school bag, I've got scissors and _____.

School

Reinforcement worksheet 2

3 Match and write.

In my school bag . . .

①			I've got a <u>pencil</u> .
②			I've got a _____.
③			I've got a _____.
④			I've got _____.
⑤			I've got _____.


4 Write the words in order.

~~Monday~~ Wednesday Saturday Tuesday
Thursday Sunday Friday

- ① Monday : school
- ② _____ : school
- ③ _____ : school
- ④ _____ : school
- ⑤ _____ : school
- ⑥ _____ : no school!
- ⑦ _____ : no school!

Extension worksheet I

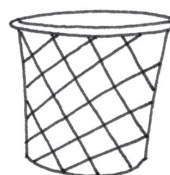
1 Look and write.



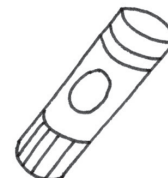
ekobonto



kolcc



nbi



lgeu

① a notebook

② a _____

③ a _____

④ _____




gab loscho



rssosics



obrad



ucbpoadr

⑤ a _____

⑥ _____

⑦ a _____

⑧ a _____

2 Order the questions. Look in your school bag. Circle.

① Have glue you got? Yes, I have. No, I haven't.
Have you got glue?

② scissors got you Have Yes, I have. No, I haven't.
 _____?

③ clock Have got you a Yes, I have. No, I haven't.
 _____?

④ got pen Have you a Yes, I have. No, I haven't.
 _____?

⑤ pencil you got Have a Yes, I have. No, I haven't.
 _____?

School



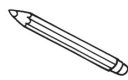
6 Write the words.



a pen



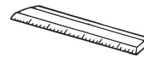
a notebook



a pencil



a poster



a ruler



a book

Three things we make from paper	Three things we don't make from paper
<i>a poster</i>	

7 Read and match.

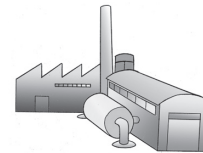
1 Paper comes from trees.

2 We make books, notebooks, posters and newspapers from paper.

3 People put old paper in recycling bins.

4 Factories recycle the paper.

a



b



c







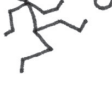

d









Sports

Reinforcement worksheet I

1 Match and write.

roller	key	1		<u>rollerblade</u>
ride a	ball	2		_____
play bask	im	3		_____
play hoc	blade	4		_____
play foot	etball	5		_____
sw	bike	6		_____

2 Read and match.

1 	I can swim.	4 
2 	I can't swim.	5 
3 	I can rollerblade.	6 
	I can't rollerblade.	
	I can ride a bike.	
	I can play hockey.	

Sports

Reinforcement worksheet 2

3 Write sentences.

1



I can swim.

2



_____.

3



_____.

4



_____.

4 Match and write.

I've got a helmet. I've got swimming shorts.
I've got a hockey stick. I've got a ~~football~~.
I've got a swimming costume.

1



I've got a football.

3



_____.

5



_____.

_____.

2



4



Sports

Extension worksheet

1 Write. Find the secret word.

①



p l a y / h o c k e y

③




⑤



②



④



⑥



The secret word is: h o c k e y

2 Circle.

① Hoot can / can't swim.

② Hoot can / can't ride a bike.

③ Hoot can / can't play hockey.

④ Hoot can / can't rollerblade.


⑤ Hoot can / can't play football.

⑥ Hoot can / can't play basketball



Sports

Extension worksheet I



6 Write *can* or *can't*.

- 1 We can ride a bike on our own.
- 2 We can't play football on our own.
- 3 We _____ rollerblade on our own.
- 4 We _____ play basketball on our own.
- 5 We _____ swim on our own.
- 6 We _____ play hockey on our own.

7 Listen and match.

1 football

2 volleyball

3 hockey

4 basketball



six players



eleven players



five players



eleven players

Clothes

Reinforcement worksheet

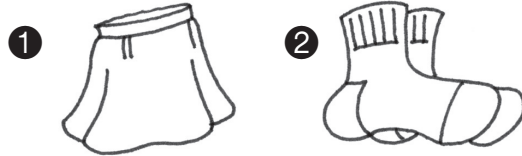
1 Write the words.

jeans T-shirt

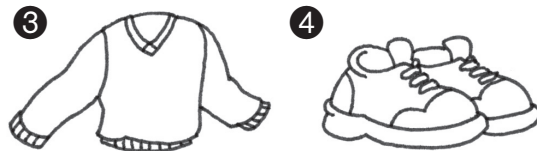
~~skirt~~ socks

shoes jumper


hat scarf



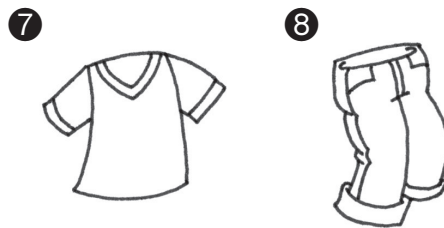
a skirt _____



a _____



a _____ a _____ a _____



2 True ☒ or false ☐?

- ① Hoot is wearing glasses. ☒
- ② Hoot isn't wearing a scarf. ☐
- ③ Hoot is wearing a skirt. ☐
- ④ Hoot is wearing a hat. ☐
- ⑤ Hoot isn't wearing a jumper. ☐
- ⑥ Hoot isn't wearing shoes. ☐



Clothes

Reinforcement worksheet

3 Match.

①



It's a moustache.

It's a wig.

③



②



It's an earring.

It's a mask.

④



4 Look and write *is* or *isn't*.



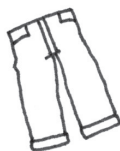
- ① Bobby isn't wearing a scarf.
- ② Bobby _____ wearing a T-shirt.
- ③ Bobby _____ wearing a hat.
- ④ Bobby _____ wearing shoes and socks.
- ⑤ Bobby _____ wearing jeans.
- ⑥ Bobby _____ wearing a jumper.
- ⑦ Bobby _____ wearing a skirt.
- ⑧ Bobby _____ wearing a moustache.
- ⑨ Bobby _____ wearing a wig.
- ⑩ Bobby _____ wearing an earring.

Clothes

Extension worksheet

1 Write the words. Find the secret word.

1



j e a n s
1

2



— — 2 — —

3



a — 3 — — —

4



a — 4 — — —

5



a — 5 — — — —

The secret word is y — — — —
1 2 3 4 5

2 Write sentences.

1



4



1 He's wearing a jumper.

2



5



2 _____.

3



6



3 _____.

4 _____.

5 _____.

6 _____.


Clothes



Social
Science

6 Label. Complete the sentences.

cotton ~~sheep~~ wool cotton plants Wool cotton plants




1 sheep 2 _____ 3 _____ 4 _____

5 Cotton comes from _____.

6 _____ comes from sheep.

7 Sort and write.

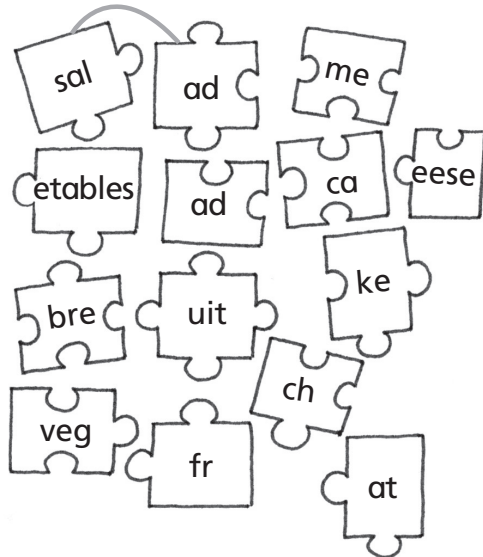









wool	wool and cotton	cotton
<u>a jumper</u>	_____	_____
_____	_____	_____

Food





Reinforcement worksheet I









1 Match and write.



- 1  salad
- 2  _____
- 3  _____
- 4  _____
- 5  _____
- 6  _____
- 7  _____

2 Read and match.













- 1  I like fruit.
- 2  I like cheese.
- 3  I don't like fruit.
- 4  I don't like cheese.

- a  
- b  
- c  
- d  

Food





Reinforcement worksheet 2

3 Match. Write like or don't like.

1	 I <u>don't like</u> salad.	a	 
2	 I _____ meat.	b	 
3	 I _____ vegetables.	c	 
4	 I _____ vegetables.	d	 

4 Match and write.

Can I have pasta and salad, please?
~~Can I have pizza, please?~~
 Can I have a kebab, please?
 Can I have fish and chips, please?

1	 Can I have <u>pizza</u> , please?	2	 _____ ?
3	 _____ ?	4	 _____ ?

Food

Extension worksheet 1

1 Complete the song.

My favourite food

I like salad.



I like _____ too.



But I don't like _____ !



I like _____ .

Yes, I love cake.



My favourite food is cake!

I like _____ .



I like _____ too.



But I don't like _____ !



I like _____ .

Yes, I love fruit.



My favourite food is fruit.



Look at page 23
in the Pupil's Book
to check your
answers.

2 Write.



1

I don't like meat.

2

_____ .

3

_____ .

4

_____ .

5

_____ .

Food



6 Label. Complete the sentences.

milk wheat cows ~~flour~~ cows wheat



1 flour



2 _____



3 _____



4 _____

5 Milk comes from _____.

6 Flour comes from _____.

7 Sort and write.

We can find flour in:

cake




We can find milk in:

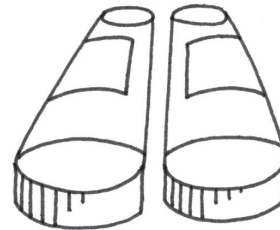
The body

Reinforcement worksheet I

1 Match and write.



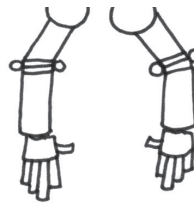

~~body~~ feet fingers
legs head arms



① a body

② _____

③ _____



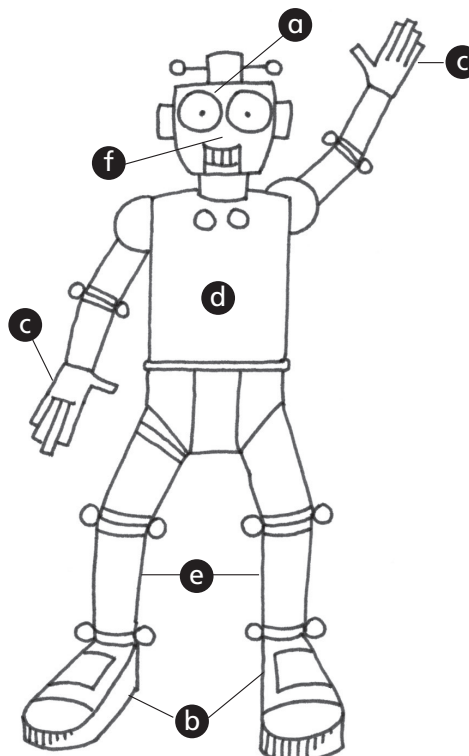
④ _____

⑤ a

⑥ _____

2 Read, match and colour.


- ① My robot has got a pink head. ☒
- ② He has got a blue body. ☐
- ③ He has got green legs. ☐
- ④ He has got red feet. ☐
- ⑤ He has got yellow hands. ☐
- ⑥ He hasn't got a nose. ☐



The body

Reinforcement worksheet 2

3 Look and write has got **or** hasn't got.



- ① This robot has got a body.
- ② This robot _____ a nose.
- ③ This robot _____ two arms.
- ④ This robot _____ toes.
- ⑤ This robot _____ fingers.
- ⑥ This robot _____ two legs.

4 True ☒ or false ☒.

Robot Information

Model: SuperXII

Name: Monty


Help in the house

cooks ✓
cleans ✓
washes ✓
sews ✗

Physical characteristics

legs 2
nose 1
toes 0
arms 4


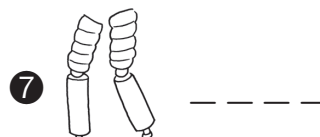
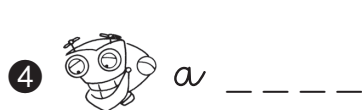

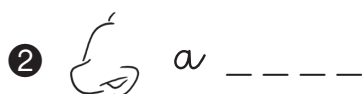
- ① He cooks. ☒
- ② He cleans and washes. ☐
- ③ He sews. ☐
- ④ He's got two legs. ☐
- ⑤ He hasn't got toes. ☐
- ⑥ He's got two arms. ☐



The body

Extension worksheet I

1 Find and write.



F	E	E	T
L	E	G	S
F	T	H	B
I	O	F	O
N	E	A	D
G	S	N	Y
E	A	O	H
R	R	S	E
S	M	E	A
H	A	N	D

2 Read and draw.

My robot has got a yellow head
and a yellow body.

He's got four pink arms
and three blue legs.

He's got green hands
with three fingers.

He's got white feet and
he hasn't got toes.

My robot

The body



6 Put the words in order.



1 energy food from Our comes

Our energy

2 a comes energy from My battery



7 Calculate. Write plus  or minus .

1 five



four = nine

2 ten



seven = three

3 twelve



six = eighteen

4 fourteen



thirteen = one

5 twenty-one



nine = thirty

6 thirty



five = twenty-five

7 thirteen



eleven = two

Animals

Reinforcement worksheet I

1 Write. Find the secret word.

~~tiger~~ parrot flamingo
zebra elephant giraffe

1



t i g e r

2



4

3



1

4



6

2

5



3

6



5

The secret word is:

1 2 3 4 5 6

2 Look. Circle the answer.



- 1 The parrot / flamingo is on the house.
- 2 The zebra/flamingo is under the house.
- 3 The monkey/zebra is in the tree.
- 4 The giraffe/parrot is behind the tree.
- 5 The zebra/tiger is in the house.

Animals

Reinforcement worksheet 2

3 Complete the sentences.

under ~~in~~ on in behind

1



1 The parrot's in the tree.

2



2 The flamingo's _____ the tree.

4



3 The tiger's _____ the tree.

4 The monkey's _____ the house.

3



5 The zebra's _____ the house.

5



4 Match.

a



1 Leopards run. d

d



b



2 Frogs jump. ____

e



c



3 Fish swim. ____

4 Tigers hunt. ____

f



5 Parrots fly. ____


6 Monkeys climb. ____

Animals

Extension worksheet I







1 Read and match.

- ① The monkey's in the tree. a
- ② The monkey's behind the tree. _____
- ③ The parrot's under the tree. _____
- ④ The zebra's behind the tree. _____
- ⑤ The flamingo's in the tree. _____
- ⑥ The elephant's on the tree. _____



2 Write and circle.



- ① Is the  monkey in the house?
Yes, it is. / No, it isn't.
- ② Is the  _____ behind the tree?
Yes, it is. / No, it isn't.
- ③ Is the  _____ on the house?
Yes, it is. / No, it isn't.
- ④ Is the  _____ behind the house?
Yes, it is. / No, it isn't.
- ⑤ Is the  _____ on the house?
Yes, it is. / No, it isn't.
- ⑥ Is the  _____ under the house?
Yes, it is. / No, it isn't.

Animals



6 Read and match.



a parrot



a snow leopard



a snowy owl



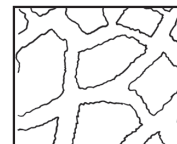
a tree frog



- 1 The snow leopard is green feathers.
- 2 The parrot has got white and black.
- 3 The tree frog is white feathers.
- 4 The snowy owl has got green.

7 Put the words in order. Colour.

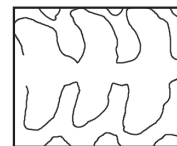
- 1 brown yellow and giraffe The is
The giraffe is brown and yellow



- 2 and The black zebra white is



- 3 snake green is and The brown



- 4 is tiger orange The black and



Free time activities

Reinforcement worksheet I

1 Look and match.




go fishing



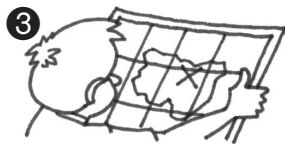
look for shells



play frisbee



go snorkelling




make a sandcastle



look for treasure

2 Look and write.



1 I want to look for treasure.


I want to _____.



I want to _____.



I want to _____.



I want to _____.








Free time activities

Reinforcement worksheet 2

3 Match. Write Yes, I do **or** No, I don't.

- ① Do you want to look for shells?
- ② Do you want to look for treasure?
- ③ Do you want to play frisbee?
- ④ Do you want to go snorkelling?
- ⑤ Do you want to make a sandcastle?

- a  _____.
- b  _____.
- c  _____.
- d  No, I don't.
- e  _____.


4 Complete the table. Write sentences.

At the beach	Vicky	You
① Look for shells	✓	
② Play frisbee	✓	
③ Make a sandcastle	✗	
④ Go snorkelling	✓	

At the beach . . .

- ① I want to look for shells.
- ② I want to play frisbee.
- ③ I don't want to make a sandcastle.
- ④ I want to go snorkelling.

by Vicky









At the beach . . .

- ① I want to _____.
 - ② I want to _____.
 - ③ I don't want to _____.
 - ④ I don't want to _____.
- by _____

Free time activities

Extension worksheet I

1 Match and write.

go	shells	①		<u>go fishing</u>
look for	fishing	②		_____
look for	snorkelling	③		_____
play	treasure	④		_____
make a	frisbee	⑤		_____
go	sandcastle	⑥		_____

2 Order and match. Answer Yes, I do or No, I don't.

① want Do you to snorkelling go

Do you want to go snorkelling?



Yes, I do.

② make want a sandcastle Do you to

_____?



_____.

③ play Do you frisbee want to

_____?



_____.

④ look for want Do shells you to

_____?



_____.


Free time activities

Extension worksheet I


Social
Science




6 Colour the flags. Match.



be careful



safe



dangerous



Look at the
flag. It's green.



Look at the
flag. It's red.



Look at the
flag. It's yellow.

7 Make sentences. Write.

- | | | | |
|---|--------------|------------------|----------------------------------|
| 1 | When you see | the green flag, | you can't swim. |
| 2 | When you see | the yellow flag, | you can swim. |
| 3 | When you see | the red flag, | you can swim,
but be careful. |

- 1 When you see the yellow flag, you can swim,
but be careful
- 2 _____
- 3 _____

A traditional tale

Reinforcement worksheet I

1 Match and write.

1



robbers

2



3



~~robbers~~ king money clothes queen castle

4



5



6



2 Read and write.

- 1 The king lives in a castle.
- 2 The queen loves the _____.
- 3 The robbers want the _____.
- 4 Clever people can see the _____.
- 5 The _____ wants to see the clothes.
- 6 The _____ make the clothes.



A traditional tale

Reinforcement worksheet 2


3 Match.

①



It's eight o'clock.

②



It's half past two.

It's six o'clock.

It's three o'clock.


It's half past seven.

It's nine o'clock.


③



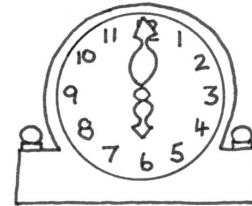
④




⑤




⑥




4 Write.



① It's four o'clock.



③ It's eleven _____.



② It's _____ nine.



④ It's half past _____.

A traditional tale

Extension worksheet I

1 Find and write the words.

1



king

2



3



4



7



6



5



L	R	S	T	L	Q	C	L
M	O	N	E	Y	K	L	Q
G	B	K	I	N	G	O	U
I	B	Q	B	C	M	T	E
Q	E	N	B	A	K	H	E
U	R	N	G	S	R	E	N
N	S	C	L	T	B	S	E
K	S	E	W	L	M	T	K
G	W	T	A	E	Y	H	Y

2 Match. Write the sentences.

1

The king lives

The king lives in a castle.

the money.

2

The queen loves

_____.

in a castle.

3

The robbers want

_____.

the king.

4

Clever people can

_____.

can't see the clothes.

5

Silly people

_____.

see the clothes.

A traditional tale

Extension worksheet I



5 Read and match.

1



2



3



Kings and
queens

Spain

Britain

money

stamps

The Queen of Britain

The King of Spain

4



5



6




6 Read and write.

Madrid Britain Juan Carlos Spain ~~Elizabeth~~ London



The Queen of Britain

- 1 The Queen's name is Elizabeth.
- 2 She lives in a palace in _____.
- 3 We can see her head on money and stamps in _____.



The King of Spain

- 4 The King's name is _____.
- 5 He lives in a palace in _____.
- 6 We can see his head on money and stamps in _____.